


THE LONG ISLAND RAIL ROAD

M



**EQUIPMENT  
DIAGRAMS**

MAINTENANCE OF EQUIPMENT DEPARTMENT \_\_\_\_\_

REVISED 1980

THE LONG ISLAND RAIL ROAD

INTERPRETATION OF PASSENGER CAR CLASSIFICATIONS

<u>PREFIX</u>	<u>DESCRIPTION OF CLASS</u>
P	- LOCOMOTIVE HAULED PASSENGER COACH OR PARLOR CAR.
PT	- LOCOMOTIVE HAULED PASSENGER COACH USED IN PUSH-PULL SERVICE AND REQUIRES AUXILIARY 600 VOLT POWER SUPPLY.
PP	- SAME AS <u>PT</u> CLASS EXCEPT IT IS A PARLOR CAR.
BG	- LOCOMOTIVE HAULED BAR-GENERATOR CAR USED WITH CLASS <u>PT</u> AND <u>PP</u> CARS. SUPPLIES 600 VOLT AUXILIARY POWER.
M	- ELECTRIC MULTIPLE UNIT PASSENGER CAR.

SUFFIX

M	- MULTIPLE UNIT
S	- STEAM
C	- AUTOMATIC SPEED CONTROL

INTERPRETATION OF LOCOMOTIVE CLASSIFICATIONS

PREFIX

GP	- GENERAL PURPOSE
L	- LOCOMOTIVE
GS	- GENERAL ELECTRIC CO. (Switcher)
AS	- ALCO SWITCHER
AGP	- ALCO GENERAL PURPOSE
PC	- POWER CAR
E	- ELECTRO MOTIVE DIVISION - GEN. MOTORS CORP.

THE LONG ISLAND RAIL ROAD

INTERPRETATION OF PASSENGER CAR CLASSIFICATIONS

<u>PREFIX</u>	<u>DESCRIPTION OF CLASS</u>
P	- LOCOMOTIVE HAULED PASSENGER COACH OR PARLOR CAR.
PT	- LOCOMOTIVE HAULED PASSENGER COACH USED IN PUSH-PULL SERVICE AND REQUIRES AUXILIARY 600 VOLT POWER SUPPLY.
PP	- SAME AS <u>PT</u> CLASS EXCEPT IT IS A PARLOR CAR.
BG	- LOCOMOTIVE HAULED BAR-GENERATOR CAR USED WITH CLASS <u>PT</u> AND <u>PP</u> CARS. SUPPLIES 600 VOLT AUXILIARY POWER.
M	- ELECTRIC MULTIPLE UNIT PASSENGER CAR.

SUFFIX

M	- MULTIPLE UNIT
S	- STEAM
C	- AUTOMATIC SPEED CONTROL

INTERPRETATION OF LOCOMOTIVE CLASSIFICATIONS

PREFIX

GP	- GENERAL PURPOSE
L	- LOCOMOTIVE
GS	- GENERAL ELECTRIC CO. (Switcher)
AS	- ALCO SWITCHER
AGP	- ALCO GENERAL PURPOSE
PC	- POWER CAR
E	- ELECTRO MOTIVE DIVISION - GEN. MOTORS CORP.


## TABLE OF CONTENTS

(NUMERICALLY ARRANGED)

PASSENGER CARS

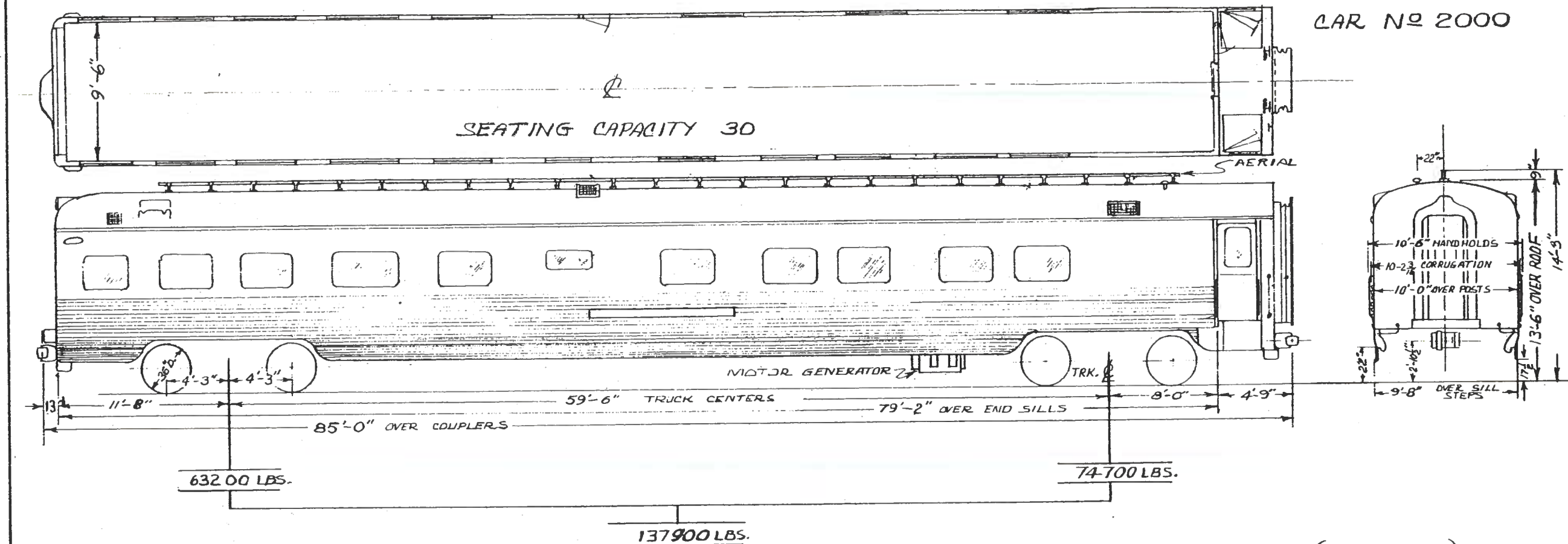
CAR NOS.	CLASS OF CAR	SHEET NO.
2000	BUSINESS CAR	1
<del>2002</del>	<del>P74</del>	<del>2</del>
2011 TO 2021	PP72B	3
2073	P80F	4
2081, 2082	P80G	5
2101, 2104	BG72B	6
2501 TO 2522 (EXCEPT 2517)	MP72C	7
2602 TO 2674	MP72T	8
2701 TO 2723 (ODD NOS. ONLY)	PT75	9
2705 (BAR CAR)	PT75	10
2702 TO 2736 (EVEN NOS. ONLY)	PT75A	11
2792, 2794, 2796, 2798	PT72C	12
2801 TO 2844	PT72A	13
2845 TO 2898 (2890,2892,2894 BAR CARS-SEE SHEET #14)	PT72C	7

(NUMERICALLY ARRANGED)

	CAR NOS.	CLASS OF CAR	SHEET NO.
PASSENGER CARS	2890, 2892, 2894 (BAR CARS)	PT72C	14
	2901 TO 2980 (EXCEPT NOS. 2949 & 2957)	P72	15
	2990, 2991, 2992 (BAR CARS)	P72	16
	7522, 7523, 7525, 7527, 7530, 7544, 7550 (BAR CARS)	P74B	17
	7526, 7533 TO 7541, 7545 TO 7549	P74B	18
	9001 TO 9769 (ODD NOS. ONLY)	M-1	19
	9002 TO 9770 (EVEN NOS. ONLY)	M-1	20
			
LOCOMOTIVES	100 TO 107	E-10	21
	150 TO 172	E-15	22
	222 TO 229	L-2	23
	250 TO 277	E-20	24
	398 & 399	GS-1	25
	600 TO 610	PC-6	26
	611 TO 618	PC-6	27
	C62 TO C70	N-22B	28

**BUSINESS CAR**  
AMAGANSETT

CAR NO 2000

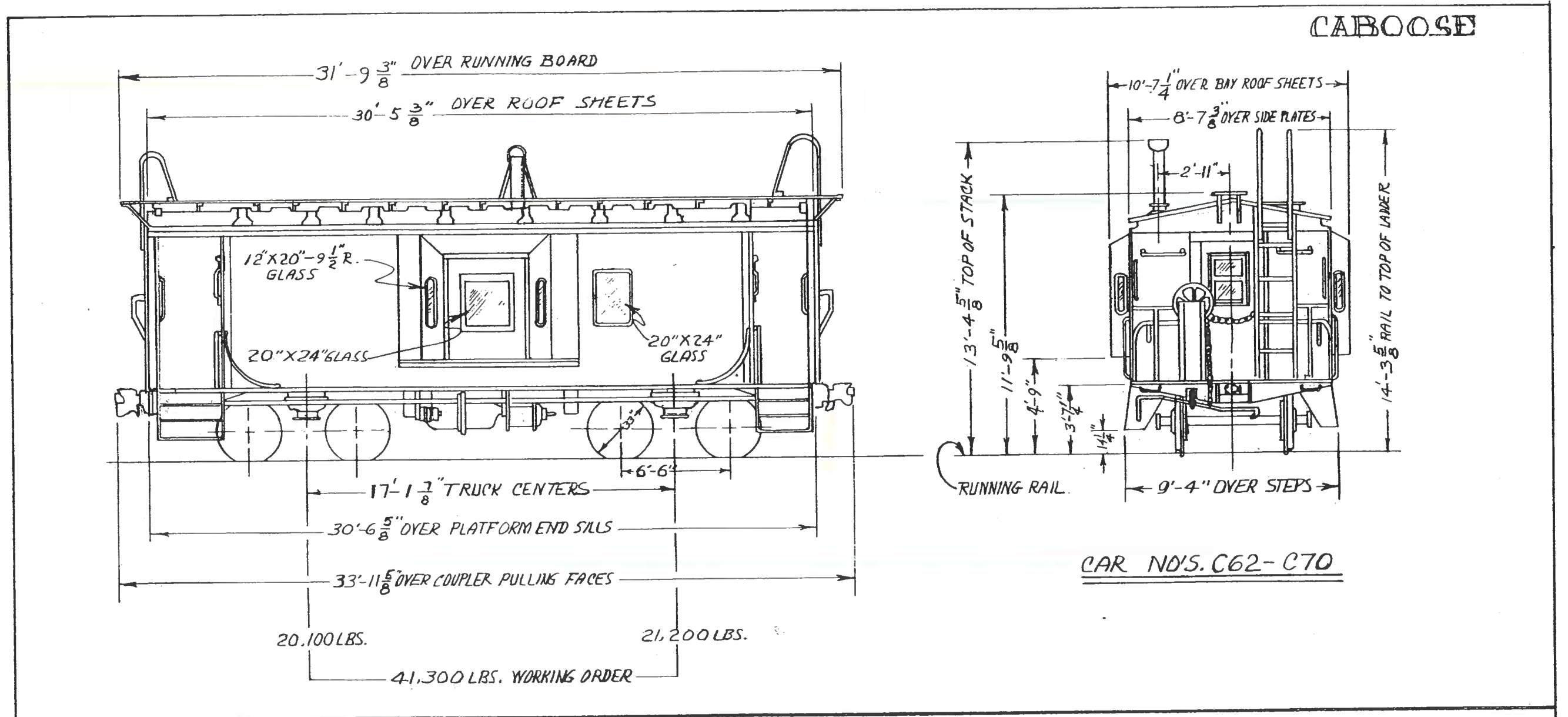


FORMERLY B & O C & O (NAPPANEE) CAR 1500

**GENERAL DATA**

BATTERY BOX - 64 VOLTS 2-DOUBLE	AIR CONDITIONING EQUIP'T. - FRIGIDAIRE	LIGHT WEIGHT - VEST. END - 74700
MOTOR GENERATOR - G.E. - G.M.A. - 150-A3 - 30/35 KW.	HEATING - THERMOSTAT - VAPOR ZONE	LIGHT WEIGHT - OBSERVATION END - 63200
TRUCK - CAST STEEL - CLASS NO 37	LIGHTING - INCANDESCENT & FLUORESCENT	LIGHT WEIGHT - TOTAL - 137,900
TRUCK BRAKE - SIMPLEX UNIT CYL. CLASP	WINDOWS - A & W BREATHER TYPE	CONSTRUCTION - STAINLESS STEEL
BRAKE SCHEDULE - WABCO "HSC" - 4-12x10 CYLS	WINDOW BLINDS - LOUNGE - VENETIAN	INTERIOR FINISH - STEEL
WITH ELEC. BRK. SPEED GOV. 8.4 A.P. DECELOSTATS	WINDOW BLINDS - PASSWAY, BD. ROOM - A & W. CABLE TYPE	BUILT BY PULLMAN - STD. CAR MFG. CO. 1950
AUTOMATIC END DOOR OPERATOR - NAT'L PNEU.		
MAKE & SIZE OF BEARING - 6 X 11 HYATT		

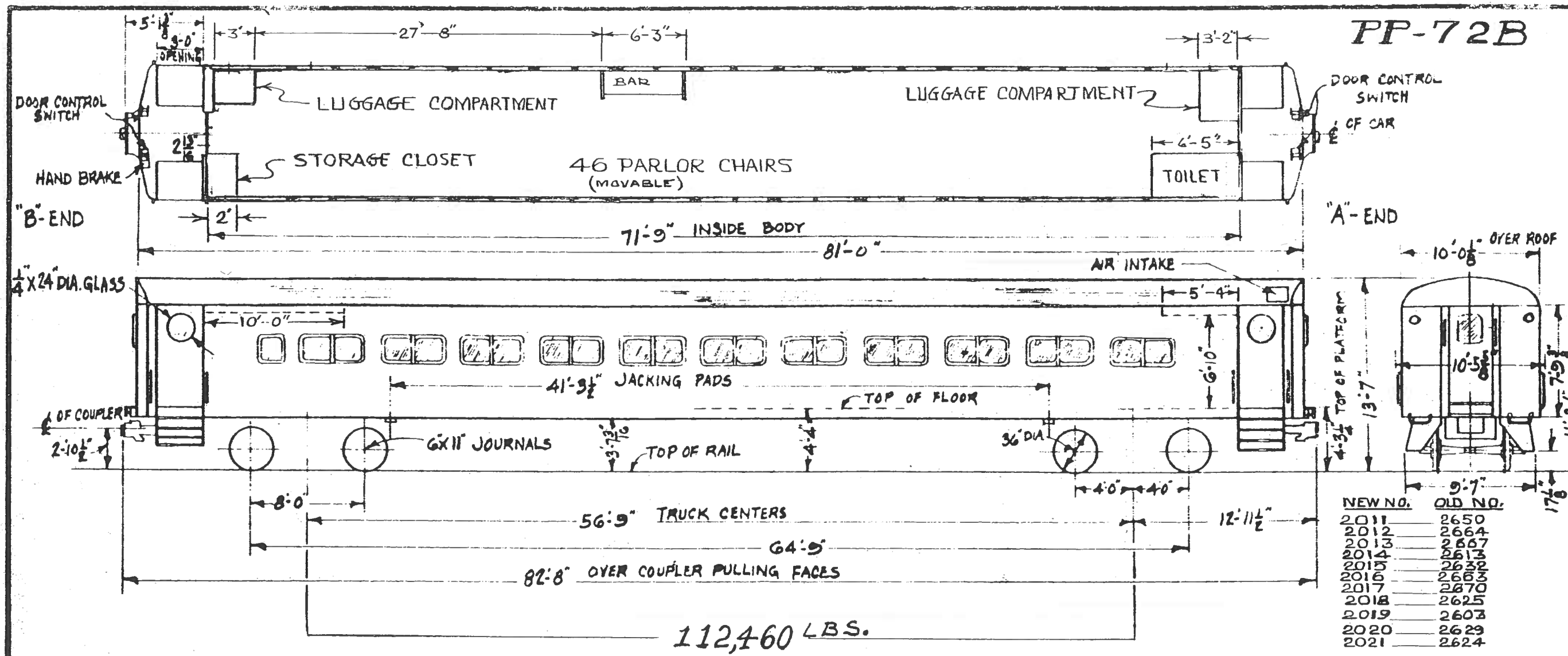




**GENERAL DATA**

1 - 15 GALLON HOT WATER TANK	1 - 30 GALLON OVERHEAD WATER TANK
1 - 65 GALLON FUEL TANK	110 VOLT PLUG IN RECEPTACLES
1 - MINK OIL STOVE # 23-IMP-S	4 - BUNKS & STORAGE LOCKERS
1 - NO. 27 HOT WATER HEATER	4 - CLOTHES LOCKERS
1 - 1112 LAVATORY	2 - TRANSLITE CEILING LIGHTS No. 81538
1 - MINK DRY HOPPER No. 101	YEAR BUILT - 1963
1 - 60 GALLON OVERHEAD WATER TANK	

PP-72B



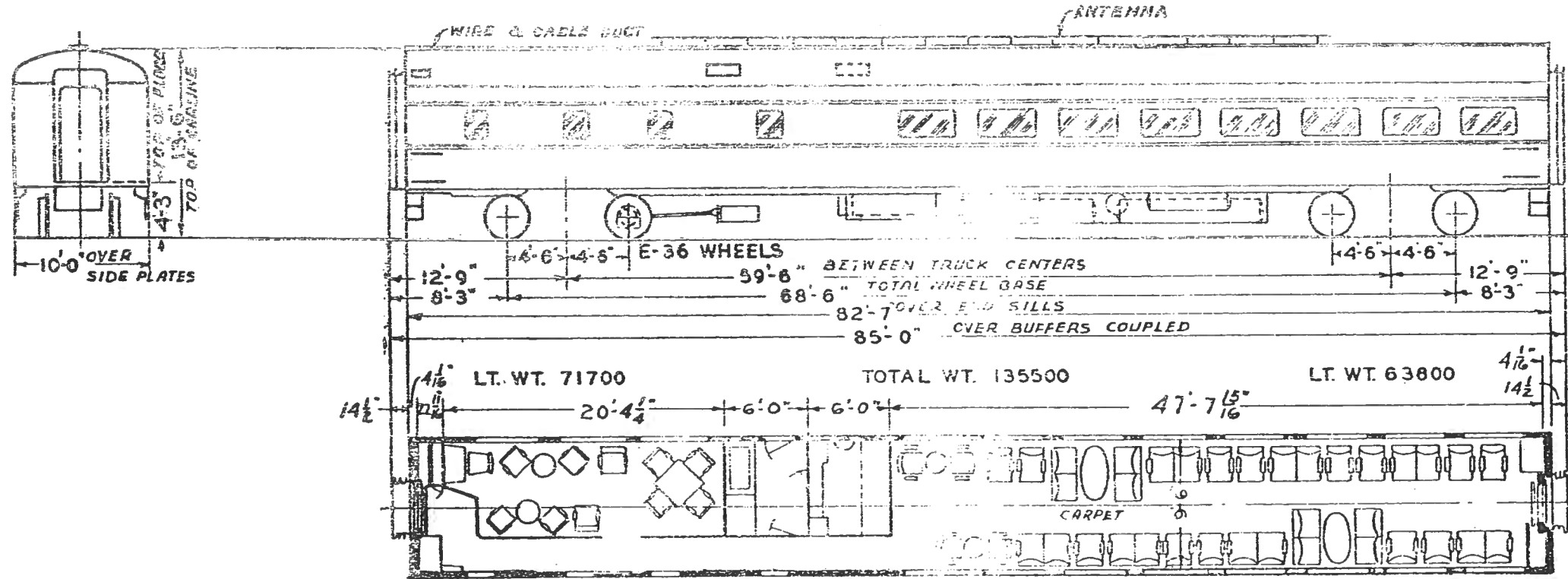
~ GENERAL DATA ~

TYPE OF CAR - PARLOR		MAKE & TYPE OF AIR COND. EQUIP'T - FRIGORE, ELEC. MECH. & TON	
CLASS OF CAR - PP-72B		MAKE & TYPE OF HEATING EQUIP'T - RAILWAY UTILITY, STRIP T.	
TYPE OF CONSTRUCTION - WELDED			
CAR NUMBERS - 2011 - 2021	NO & SIZE OF BRAKE CYLS. PER TRUCK - 2 CYLS. 10X8"	MAKE & TYPE OF LIGHT FIXTURES - SAFETY CEILING FLUO.	MAKE & TYPE OF MARKER LIGHTS - 4 PYLE NAT.
SEATING CAP'Y - 46	MAKE & SCHEDULE OF AIR BRAKES - WEST AB V22 TDE	NO & TYPE OF VENTILATORS	
MANUFACTURER - PULLMAN STANDARD	MAKE & TYPE TRK BRAKE - A S F SIMPLEX CLASP	NO & TYPE OF WATER COOLERS - NONE	
ORDER NO - 6963, 6974	MAKE & TYPE OF HAND BRAKE - PEACOCK 1800 LB. LEVITY	CAP'Y. OF DRINKING WATER - NONE	MAKE & TYPE CAP'Y BATT - EXIDE 16 CELL 300A 8HR
YEAR BUILT - 1955, 1956	MAKE & TYPE OF COUPLER - AMER ST. FDY. MOD'Y 'E"	CAP'Y. OF WASH WATER TANK - 60 GAL.	NUMBER OF JUMPER RECEPT - 12
MIN. RAD. OF CURVE SINGLE CAR - 240'	MAKE & TYPE OF SASH - HUNTER CO. STATIONARY	NO OF TOILETS - 1 (MICROPHOR)	MAKE & TYPE BUS LINE DIS. SW. - GE. 17JM9A1
MIN. RAD. OF CURVE CAR COUPLED	MAKE & TYPE OF SASH - HUNTER CO. STATIONARY	MAKE & TYPE CAP'Y. BATT - EXIDE 16 CELL 300A 8HR	MAKE & TYPE LINE SW. - GE. 17JM9A1
TYPE OF TRUCKS - C.S. EQUALIZER BAR TYPE	OUTSIDE FINISH - HIGH STRENGTH LOW ALLOY STEEL	No. OF JUMPER RECEPT. - 12	MAKE & TYPE OF DOOR CONT'L - NAT'L PNEU C DC
YEAR REBUILT - 1975, 1976	TYPE & THICKNESS OF INSULT'N - FIBERGLASS W/ WALT. 3/8" DEN	MAKE & TYPE BUS LINE DIS. SW. - GE. 17JM9A1	
WEIGHT OF TRAILER TRUCK COMPLETE -	MAKE & TYPE OF SEATS KEYHOOD	MAKE & TYPE LINE SW. - GE. 17JM9A1	
MAKE, TYPE & SIZE OF BEARINGS - HYATT ROLLER 6X11"	SEAT COVERING VINYL	MAKE & TYPE OF DOOR CONT'L	



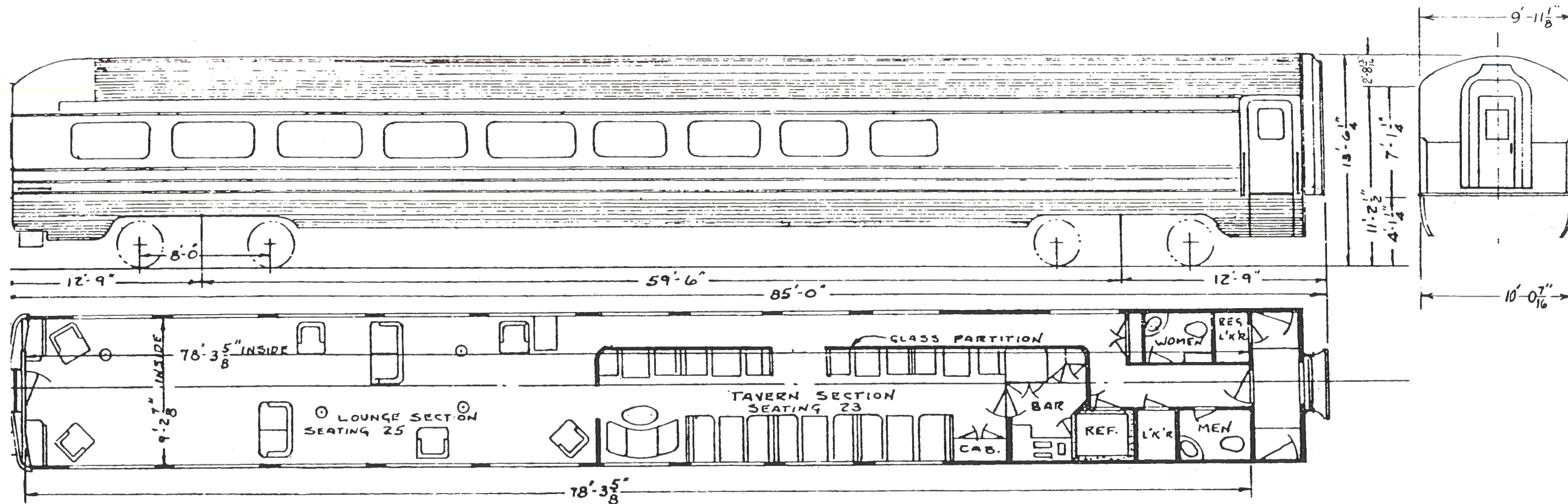
P-80F

CAR # 2073



GENERAL DATA

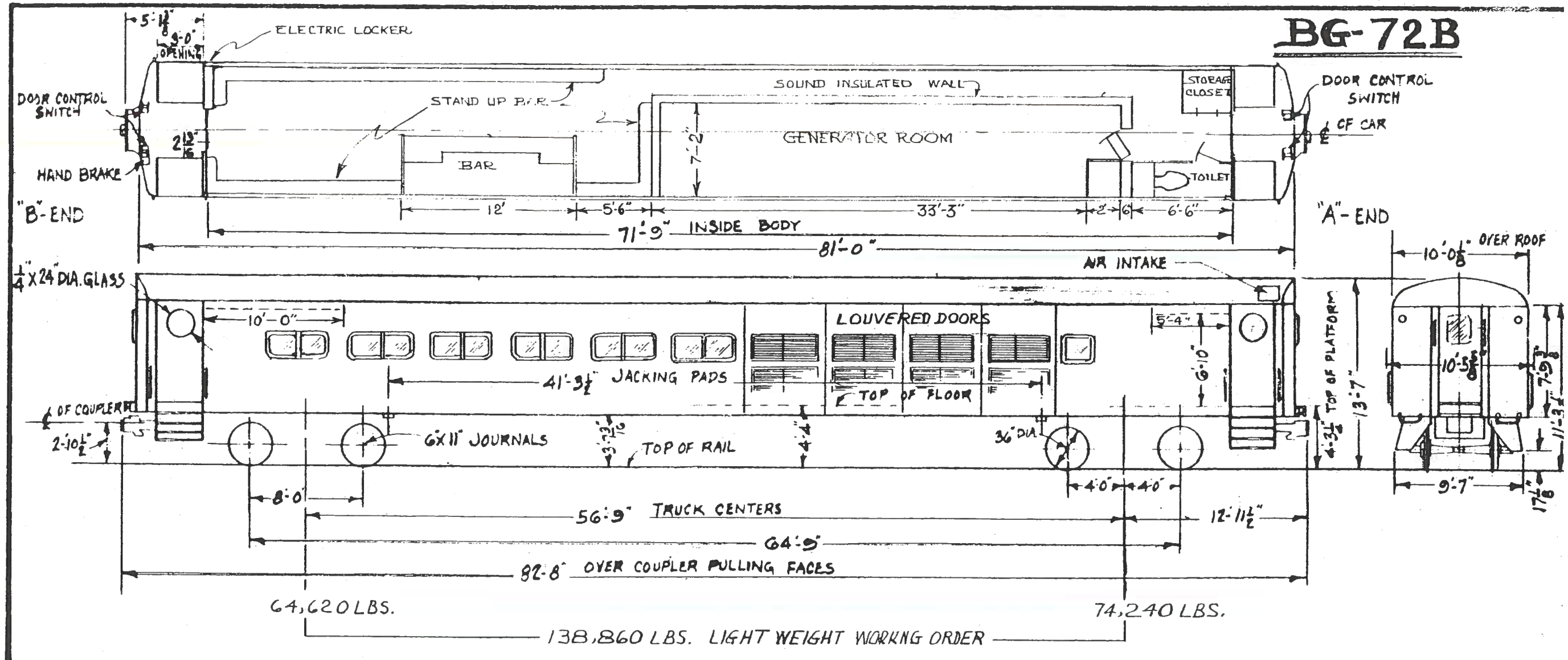
TYPE OF CAR - CLUB LOUNGE	TYPE OF COUPLER - TIGHT LOCK TYPE - H
SEATING CAP. 50	DRAFT GEAR WAUGHMATT TWIN CUSHION
GENERATOR - G. M. G. - 150-A2	YEAR BUILT - 1949
FRIGIDAIRE EVAP. COND. ER-2810	MANUFACTURER - A. C. F. CO.
FRIGIDAIRE A. C. COMP. ER-3684	FORMER RAIL ROAD - UNION PACIFIC
WATER TANK - 200 GAL. EACH	CAR NAME :
TYPE WATER SYST. - AIR PRESSURE	
TYPE OF BRAKES - DISC	2073 - TUCKAHOE
AXLES - 6" X 11" A.A.R.	
TYPE OF HEAT - STEAM, FIN RAD., VAPOR	



WEIGHT NOT AVAILABLE

GENERAL DATA

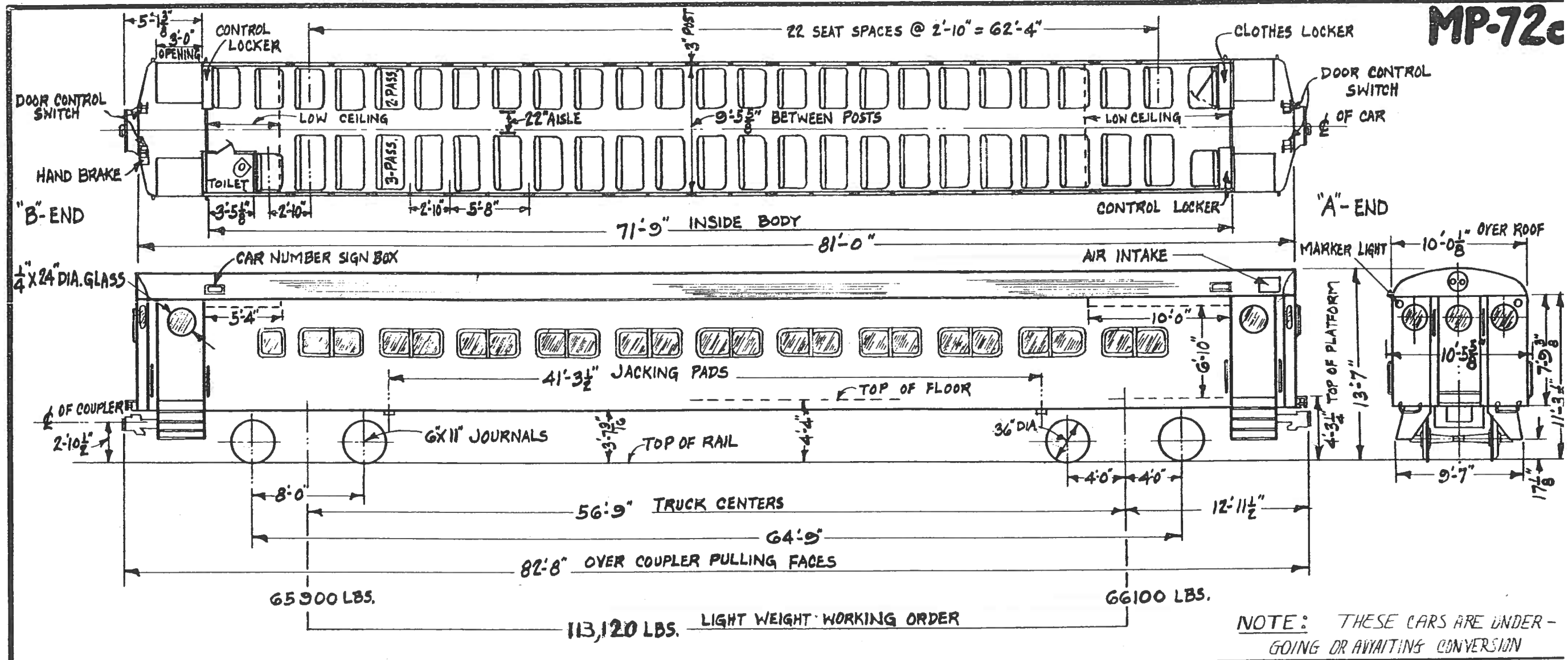
BUILT BY: BUDD CO.	HANDBRAKE: PEACOCK	WATER HEATER: VAPOR	CAR NAME & NO.	FORMER NO.
CAR BUILT: 1949	HEATING SYSTEM: VAPOR-LOOP TYPE	WATER SUPPLY: W.A.B.L.O.	2081 AQUEBOGUE	789
CAR NO'S. 2081 - 2082	BATTERY: EXIDE	BRAKES: BUDD DISC BRAKES	2082 ASHAROKEN	790
BUILDERS REF.: LOT 9634-029	GENERATOR: 30 KW	JOURNALS: 6" X 11"		
FORMER OWNER: ERIE LACKAWANNA	GENERATOR AXLE PULLEY: SPICER DRIVE	BEARINGS: TIMKEN ROLLER		
SEATING CAPACITY: 48	LIGHTS: INCANDESCENT & FLOURESCENT	SIDE BEARINGS: DREWS		
B. SCHEDULE: HSC WITH D-22 AIR BK. VALVE	PLATFORM STEPS: O.M. EDWARDS	WHEELS: 36" DIA.		
BODY FINISH: STAINLESS (PAINTED)	PLATFORM TRAP DOOR: O.M. EDWARDS	BASIC TRUCK: BUDD w/INSIDE SW. HANGERS		
COUPLER: TIGHT LOCK - TYPE "H"	TYPE OF ROOF: TURTLE BACK	SHOCK ABSORBERS: HOUDE		
COUPLER CENT. DEVICE: CAR BUILDERS	WINDOW SASH: ADAM WESTLAKE - MOD. 36	AIR CONDITIONING: SAFETY		
DRIFT GEAR: WAUGH WM-6-DP	SEAT COVERING: MOHAIR & LEATHER	TOILET: FLUSH TYPE		



~ GENERAL DATA ~

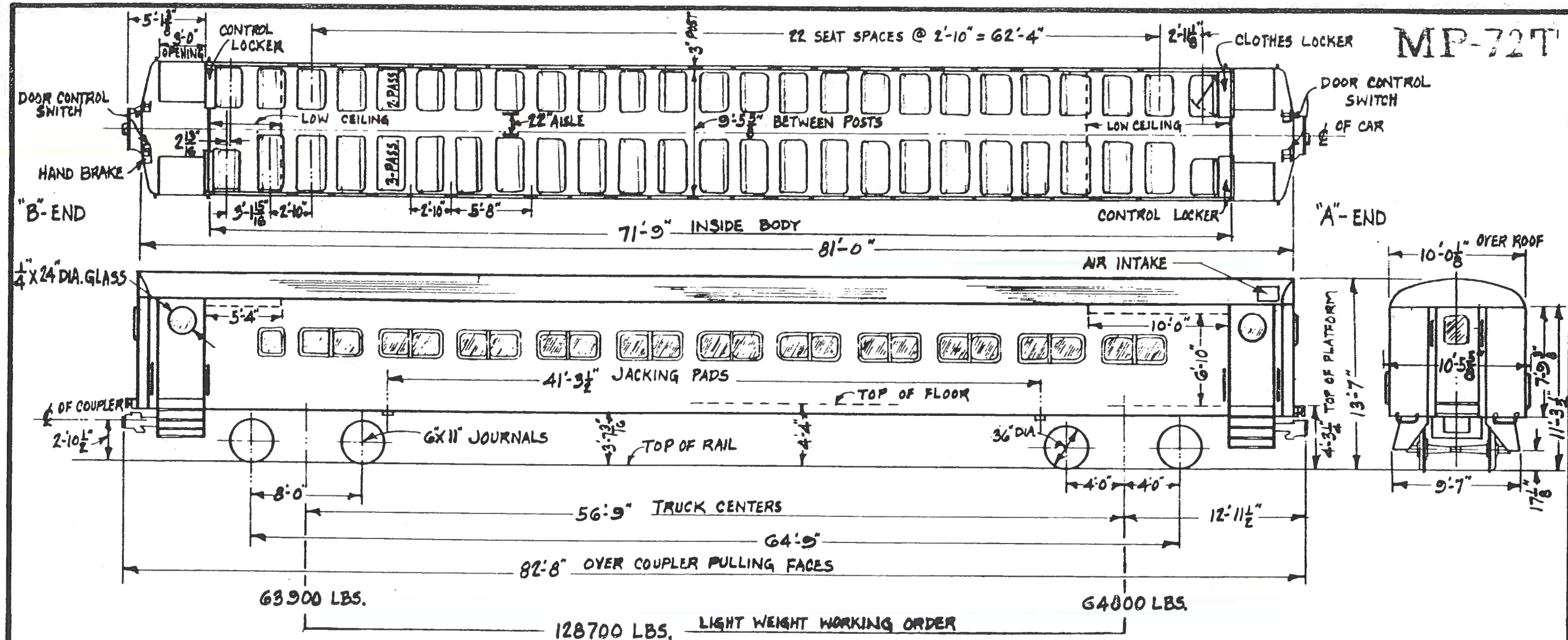
TYPE OF CAR - BAR GENERATOR	NO. OF DIESEL / GENERATORS - 2	MAKE & TYPE OF AIR COND. EQUIP'T - FRIGDRE, ELEC. MECH. 8 TON	NEW No.	OLD No.
CLASS OF CAR - B G-72B	MAKE & TYPE OF DIESEL - DETROIT 8Y71	MAKE & TYPE OF HEATING EQUIP'T - RAILWAY UTILITY, STRIPT.	2101	2610
TYPE OF CONSTRUCTION - WELDED	TYPE OF GENERATOR - LIMA 250 KW EA.		2102	2648
CAR NUMBERS - 2101 - 2104	NO. & SIZE OF BRAKE CYLS. PER TRUCK - 2 CYLS. 10X8"	MAKE & TYPE OF LIGHT FIXTURES - SAFETY CEILING FLUO.	2103	2601
SEATING CAP'Y - NONE	MAKE & SCHEDULE OF AIR BRAKES - WEST AB D22 TDE	NO. & TYPE OF VENTILATORS	2104	2608
MANUFACTURER - PULLMAN STANDARD	MAKE & TYPE TALK BRAKE - ASF SIMPLEX CLASP	NO. & TYPE OF WATER COOLERS - NONE		
ORDER NO - 6963, 6974	MAKE & TYPE OF HAND BRAKE - PEA COOP. 1800 LE. WHTY	CAPY. OF DRINKING WATER - NONE		
YEAR BUILT - 1955, 1956 (REBUILT 1976)	MAKE & TYPE OF COUPLER - AMER ST. FDY. MEFFY 8"	CAPY. OF WASH WATER TANK - 60 GAL'S		
MIN. RAD. OF CURVE SINGLE CAR - 240'	MAKE & TYPE OF SASH - HUNTER CO STATIONARY	FUEL CAPACITY - 412 GAL'S.		
MIN. RAD. OF CURVE CAR COUPLED	OUTSIDE FINISH - HIGH STRENGTH LOW ALLOY STEEL	MARKER LIGHTS - PYLE NATIONAL 4		
TYPE OF TRUCKS - C.S. EQUALIZER BAR TYPE	TYPE & THICKNESS OF INSULT'N - FIBERGLASS W/ WALT 1 LB DEN			
TYPE OF TOILET - MICROPHOR	INTERIOR WALL - RED CARPET			
WEIGHT OF TRAILER TRUCK COMPLETE -				
MAKE, TYPE & SIZE OF BEARINGS - HYATT ROLLER 6X11				





~ GENERAL DATA ~

TYPE OF CAR - HEAD END	VOLTAGE & CONT. H.P. OF MOTORS - 325 VOLTS, 100HP. CONT.	MAKE & TYPE OF AIR COND. EQUIP'T. - FRIG'DRE, ELEC. MECH. 8-TON.	MAKE & TYPE OF MASTER CONT'L. - WEST. XMA-G3
CLASS OF CAR - MP-72c	WEIGHT ONE MOTOR COMPLETE - 2650 LBS.	MAKE & TYPE OF HEATING EQUIP'T. - RAILWAY UTILITY, STRIP TYPE	MAKE & TYPE OF S.C. EQUIP'T. - U.S. EL
TYPE OF CONSTRUCTION - WELDED	NO. CONTACT SHOES PER TRUCK - 2	MAKE & TYPE OF A.C. & HTG. EQUIP'T.	MAKE & TYPE OF HEADLIGHTS - PYLE NAT'L SEAL BEA
CAR NUMBERS - 2501-2522 (SEE NOTE)	NO. & SIZE OF BRAKE CYLS. PER TRUCK - 2 CYLS. 10" X 8"	MAKE & TYPE OF LIGHT FIXTURES - SAFETY, CEILING FLUO.	MAKE & TYPE OF MARKER LIGHTS - PYLE NAT'L INC
SEATING CAPY. - 120	MAKE & SCHEDULE OF AIR BRAKES - WEST. A.B. D22-MDE	NO. & TYPE OF VENTILATORS	MAKE & TYPE OF WHISTLE - W.A.B. TRUMPET TYP
MANUFACTURER - PULLMAN STANDARD	MAKE & TYPE OF AIR COMPRESSOR - WEST. D3F	NO. & TYPE OF WATER COOLERS - NONE	MAKE & TYPE OF WINDOW WIPER - SPRAGUE, AIR PUSH
ORDER NO. - 6962	MAKE & TYPE TR'K BRAKE - A.S.F. SIMPLEX CLASP	CAPACITY OF DRINKING WATER TANK - NONE	MAKE & TYPE, CAP'Y BATT. - EXIDE, 16CELL, 300A. 8 HR.
YEAR BUILT - 1955	MAKE & TYPE OF HAND BRAKE - PEA COCK 1; BOOLE LEVER TYP	CAPACITY OF WASH WATER TANK - NONE	NO. OF JUMPERS RECEPT. - 12
MIN. RAD. OF CURVE SINGLE CAR - 240'	MAKE & TYPE OF COUPLER - AMER. STL. F.DY. MOD'Y. "F"	NO. OF TOILETS - 1	MAKE & TYPE BUS LINE DIS. SW. - GE. 17GM19A1
MIN. RAD. OF CURVE CAR COUPLED	MAKE & TYPE OF SASH - HUNTER CO. STATIONARY	MAKE & TYPE OF LAVATORY - NONE	MAKE & TYPE OF LINE SW. - GE. 17JM9A1
TYPE OF TRUCKS - C.S. EQUALIZER BAR TYPE	OUTSIDE FINISH - HIGH STRENGTH, LOW ALLOY STEEL	MAKE & TYPE OF HOPPER - DUNER, DRY TYPE	MAKE & TYPE OF DOOR CONT'L. - NAT'L. PNEU. CDC
WEIGHT OF MOTOR TRUCK COMPLETE - 25200 LBS. "A"	TYPE & THICKNESS OF INSULT'N - FIBERGLASS ULTRALITE 1LB. DEN	MAKE & TYPE OF M.G. SET - G.E. 5GMG165A1	MAKE & TYPE OF CONT'L. GROUP. - GE. TYPE-17KG113P
WEIGHT OF TRAILER TRUCK COMPLETE - 25000 LBS. "B"	MAKE & TYPE OF SEATS - HEYWOOD WAKEFIELD REVERSIBLE TYPE	MAKE & TYPE OF M. ALTERNATOR - G.E.	
MAKE, TYPE & SIZE OF BEARINGS - HYATT, ROLLER, 6X11"	SEAT COVERING - WYANSOTE GREEN	MAKE & TYPE OF U.C. POWER PLANT -	
NO. & TYPE OF MOTORS - 4 G.E. 1240	MAKE & TYPE OF WINDOW SHADE - ADAM. & WEST, CABLE TYPE	FUEL TANK CAP'Y. -	

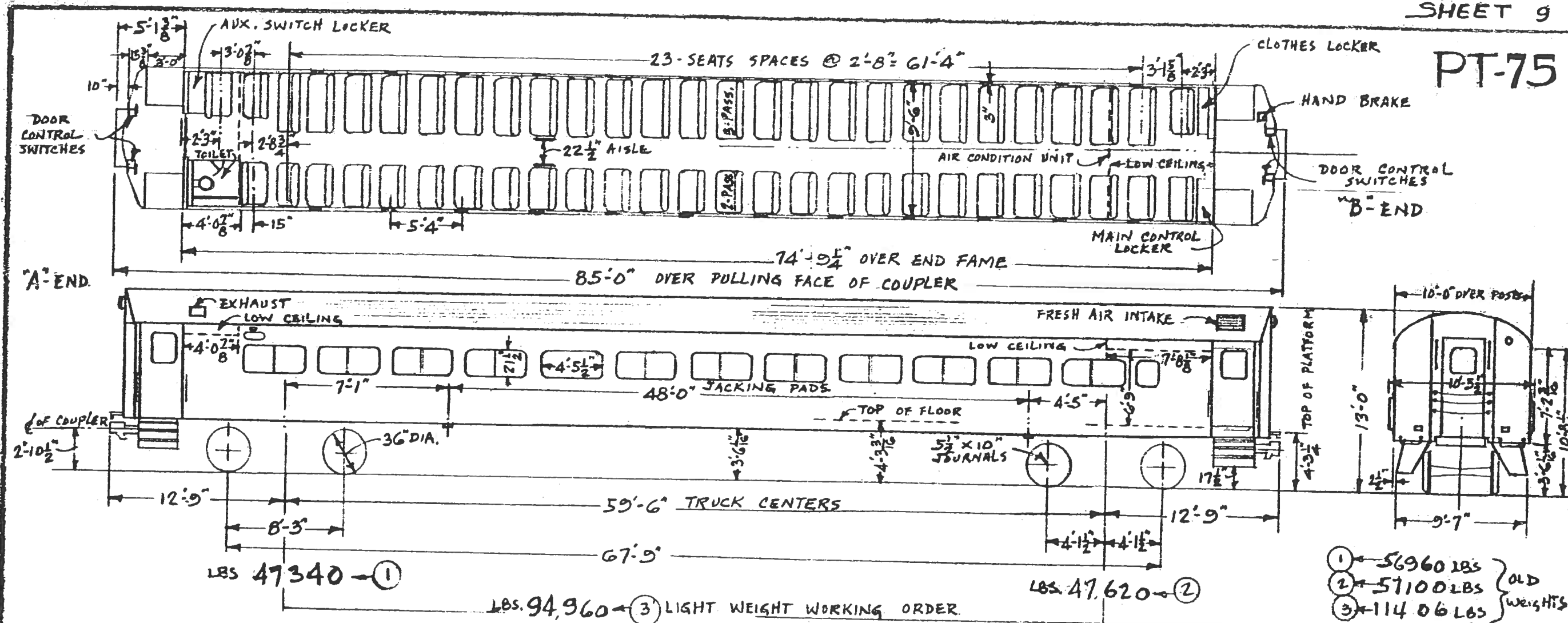


~ GENERAL DATA ~

TYPE OF CAR - M U	MAKE & TYPE CAPY. BAT-EXIDE, 16 CELL 300A 8 HR.	MAKE & TYPE OF AIR COND. EQUIPT-FRIG'D RE, ELEC, MECH, 8 TON	* B.E.P. LISTED TO:
CLASS OF CAR - MP 72 T	NO. JUMPER RECEPT - 12	MAKE & TYPE OF HEATING EQUIPT-RAILWAY UTILITY, STRIP T.	CLASS OF CAR - MP 72 T
TYPE OF CONSTRUCTION - WELDED	MAKE & TYPE BUS LINE DIS. SW. GE. 17JM9A1	MAKE & TYPE CONT. GROUP TYP-17KG13E1	CLASS OF CAR - MP 72 T
CAR NUMBERS - 2602-2674 *	NO. & SIZE OF BRAKE CYLS. PER TRUCK-2 CYLS 10X8"	MAKE & TYPE OF LIGHT FIXTURES-SAFETY, CEILING FLUO.	CLASS OF CAR - MP 72 T
SEATING CAPY - 123	MAKE & SCHEDULE OF AIR BRAKES-WEST AB D22 TDE	NO. & TYPE OF VENTILATORS	CLASS OF CAR - MP 72 T
MANUFACTURER - PULLMAN STANDARD	MAKE & TYPE DOOR CONT. - NAT. PNEU. C.D.C.	NO. & TYPE OF WATER COOLERS - NONE	CLASS OF CAR - MP 72 T
ORDER NO - 6963, 6974	MAKE & TYPE TRK. BRAKE-A SF SIMPLEX CLASP	CAPY. OF DRINKING WATER - NONE	CLASS OF CAR - MP 72 T
YEAR BUILT - 1955, 1956	MAKE & TYPE OF HAND BRAKE-TEA COOK, 1800 LB. LEV. TY.	CAPY. OF WASH WATER TANK - NONE	CLASS OF CAR - MP 72 T
MIN. RAD. OF CURVE SINGLE CAR - 240'	MAKE & TYPE OF COUPLER - AMER. STL. FDT. MOD. FT. 5"	NO. OF TOILETS	CLASS OF CAR - MP 72 T
MIN. RAD. OF CURVE CAR COUPLED	MAKE & TYPE OF SASH - HUNTER CO. STATIONARY	MAKE & TYPE LINE SW. - GE 17JM9A1	CLASS OF CAR - MP 72 T
TYPE OF TRUCKS - C.S. EQUALIZER BAR TYPE	OUTSIDE FINISH - HIGH STRENGTH, LOW ALLOY STEEL	MAKE & TYPE OF M.G. SET - GE. 5G, MG 105A1	CLASS OF CAR - MP 72 T
WEIGHT OF TRAILER TRUCK COMPLETE -	TYPE & THICKNESS OF INSULT'N - FIBERGLASS W/ALUM. SIL DEN	MAKE & TYPE OF M ALTERNATOR - GE	CLASS OF CAR - MP 72 T
MAKE, TYPE & SIZE OF BEARINGS - HYATT ROLLER 6X11"	MAKE & TYPE OF SEATS KEYHOOD - STATIONARY		CLASS OF CAR - MP 72 T
	SEAT COVERING - VINYL		CLASS OF CAR - MP 72 T



PT-75

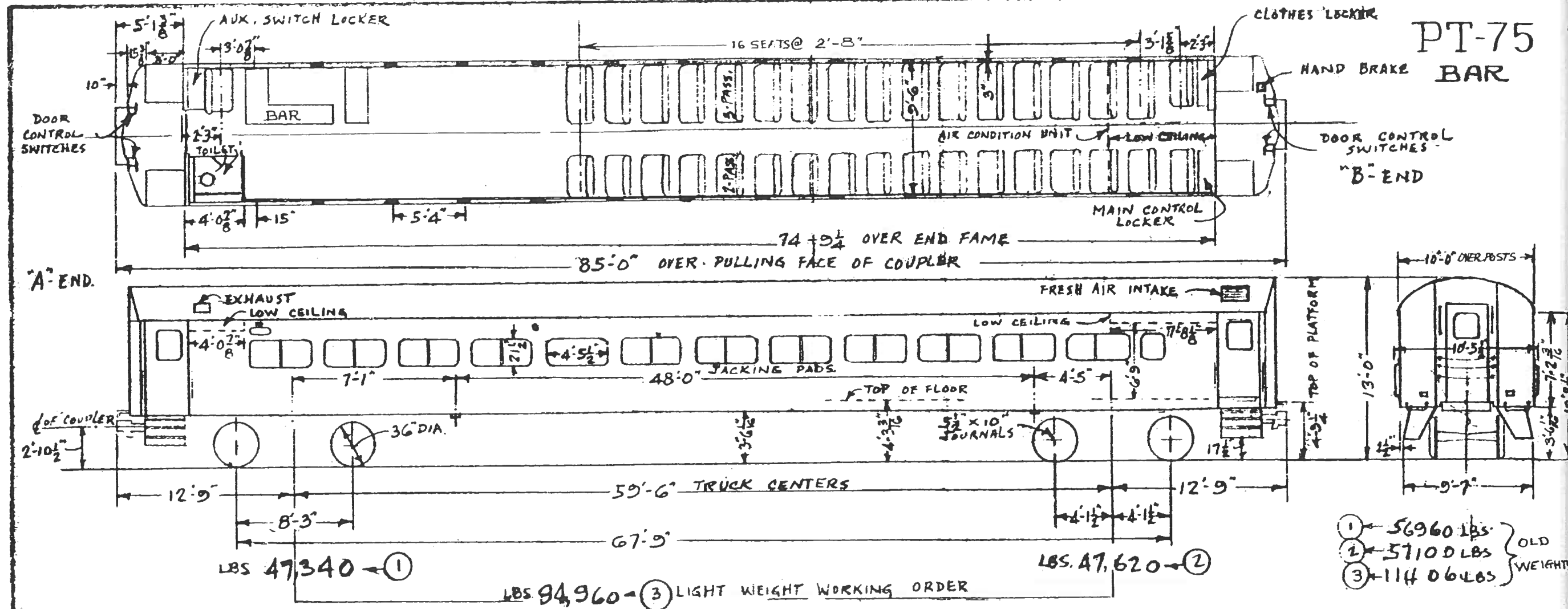


* OLD NO.	2525	2526	* 2527	2528	2529	2530	2531	2532	2533	2534	2535	2536
NEW NO.	2701	2703	2705	2707	2709	2711	2713	2715	2717	2719	2721	2723

\* TOILETS - "MICROPHOR", AFTER CONVERSION

DATA

TYPE OF CAR - Push-Pull	MAKE & TYPE OF AIR COND. EQUIP'T - SAFETY-BTON. ELEC. MECH.
CLASS OF CAR - PT75	MAKE & TYPE OF HEATING EQUIP'T - VAPOR-ELEC. STR.
TYPE OF CONSTRUCTION - WELDED STEEL	MAKE & TYPE OF A.C. & H.T.G. EQUIP'T -
CAR NUMBERS - *	MAKE & TYPE OF LIGHT FIXTURES - TRANSLITE, FLUORESCENT
SEATING CAP'Y - 130	Nº & TYPE OF VENTILATORS - SAFETY, T&M 32-12-60
MANUFACTURER - PULLMAN STANDARD	Nº & TYPE OF WATER COOLERS -
ORDER Nº - 7014-A	CAP'Y OF DRINKING WATER -
YEAR BUILT - 1963	CAP'Y OF WASH WATER TANK -
MIN. RAD. OF CURVE SINGLE CAR - 240 FT	Nº OF TOILETS - 1
MIN. RAD. OF CURVE CAR COUPLED - 240 FT	MAKE & TYPE OF LAVATORY - *
TYPE OF TRUCKS - CAST STEEL, BAR TYPE	MAKE & TYPE OF HOPPER - Chemical flush
WEIGHT OF TRAILER TRUCK COMPLETE -	MAKE & TYPE OF MG. SET - WEST, YX-503-A
MAKE, TYPE & SIZE OF BEARINGS - TIMKEN ROLLER 5 1/2" X 10"	MAKE & TYPE OF M ALTERNATOR - SAFETY-322394 M624
	MAKE & TYPE OF U.C. POWER PLANT -
	FUEL TANK CAP'Y -
Nº & SIZE OF BRAKE CYLS. PER TRUCK - 4-5" DIA	MAKE & TYPE OF HEADLIGHTS - PYLE NAT'L. C-14585-R
MAKE & SCHEDULE OF AIR BRAKES - WABCO. 26 RE	MAKE & TYPE OF MARKER LIGHTS - PYLE NAT'L. ML5A-10
MAKE & TYPE TR'K BRAKE - WABCO. UNIT	MAKE & TYPE OF WHISTLE - WABCO. A-21313
MAKE & TYPE OF HAND BRAKE - PEACOCK 800-LE-24	MAKE & TYPE OF WINDOW WIPER - SPRAGUE AIR
MAKE & TYPE OF COUPLER - AS.F.HTC STL. INTERLOCKING	MAKE & TYPE CAP'Y BATT. - 300 AH. C.B.H.R. EXIDE
MAKE & TYPE OF SASH - A&W #66 Lexan	NUMBER OF JUMPER RECEP'T. - 12 & 6 DUMMY
OUTSIDE FINISH - HIGH STRENGTH STEEL	MAKE & TYPE BUS LINE DIS. SW. - WEST. UMC-1
TYPE & THICKNESS OF INSUL'T'N - ULTEALITE - 3" TH. GUSTIN BACON	MAKE & TYPE OF LINE SW. - WEST. UPB-53
MAKE & TYPE OF SEATS - HEYWOOD WAKEFIELD	MAKE & TYPE OF DOOR CONT'L - VAPOR-CDC.
SEAT COVERING - VINYL PLASTIC	CONVERTED TO PUSH-PULL 1973
	** 2705 IS A BAR CAR
	SEE PAGE 10

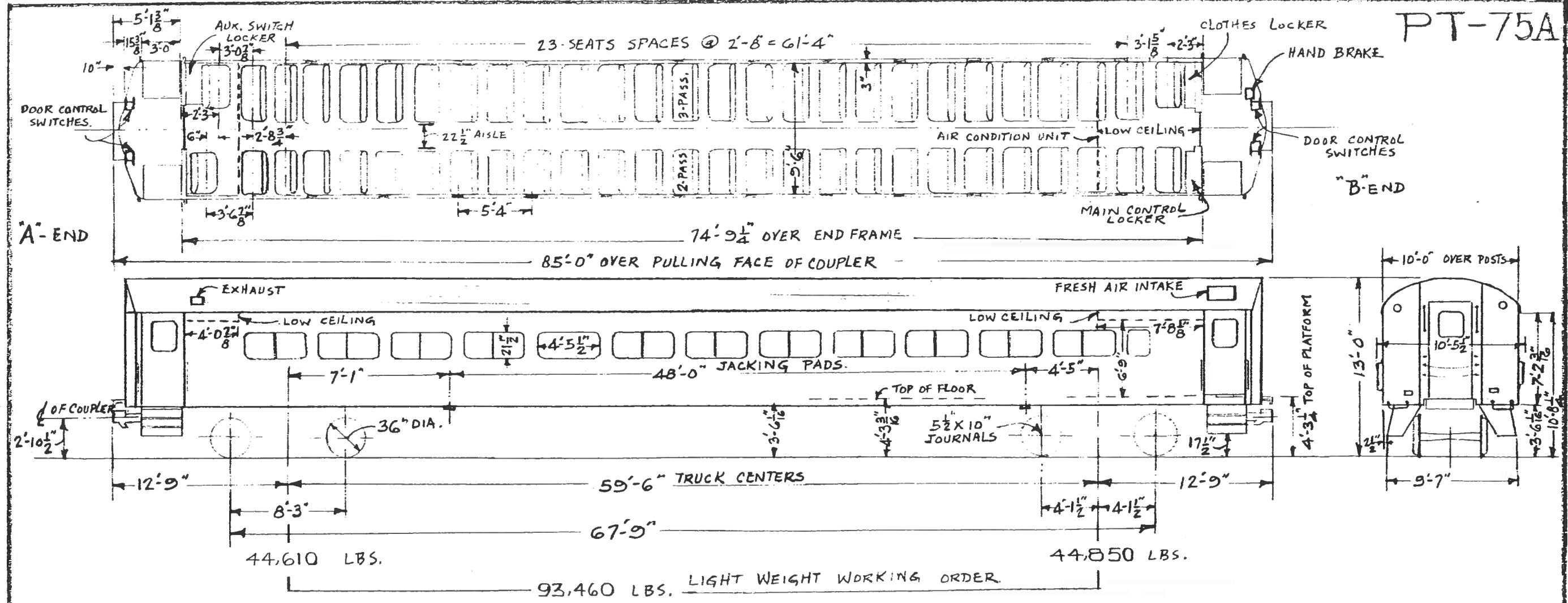


* OLD NO.	2525	2526	2527	2528	2529	2530	2531	2532	2533	2534	2535	2536
NEW NO.	2701	2703	2705	2707	2709	2711	2713	2716	2717	2719	2721	2723

DATA

TYPE OF CAR- Push-Pull BAR CLASS OF CAR- PT75 TYPE OF CONSTRUCTION- WELDED STEEL CAR NUMBERS- * 2705 SEATING CAP'Y- 86 MANUFACTURER- PULLMAN STANDARD ORDER N°- 7014-A YEAR BUILT- 1963 MIN. RAD. OF CURVE SINGLE CAR- 240 FT MIN. RAD. OF CURVE CAR COUPLED- 240 FT TYPE OF TRUCKS- CAST STEEL, BAR TYPE WEIGHT OF TRAILER TRUCK COMPLETE- MAKE, TYPE & SIZE OF BEARINGS- 5 1/2" X 10" TIMKEN ROLLER	NO & SIZE OF BRAKE CYLS. PER TRUCK- 4-5" DIA MAKE & SCHEDULE OF AIR BRAKES- WABCO 26 RE MAKE & TYPE TRK BRAKE- WABCO, DNIT MAKE & TYPE OF HAND BRAKE- PEACOCK 800-LL-24 MAKE & TYPE OF COUPLER- A.S.F. HIC STL. INTERLOCKING MAKE & TYPE OF SASH- A&W CGG, Lexan OUTSIDE FINISH- HIGH STRENGTH STEEL TYPE & THICKNESS OF INSULATION- GUSTIN BACON ULTEALOE - 3" TH. MAKE & TYPE OF SEATS- HEYWOOD WAKEFIELD SEAT COVERING- VINYL PLASTIC	MAKE & TYPE OF AIR COND. EQUIPT- SAFETY-D TOW. ELEC. MECH. MAKE & TYPE OF HEATING EQUIPT- VAPOR- ELEC. STR MAKE & TYPE OF A.C. & H.T.G. EQUIP- MAKE & TYPE OF LIGHT FIXTURES- TRANSLITE, FLUORESCENT NO & TYPE OF VENTILATORS- SAFETY, T&M 3272-60 NO & TYPE OF WATER COOLERS- CAP'Y OF DRINKING WATER- CAP'Y OF WASH WATER TANK NO OF TOILETS- 1 MAKE & TYPE OF LAVATORY- HOPPER MAKE & TYPE OF HOPPER- Chemical. Finish MAKE & TYPE OF HG. SET- WEST, YX-503-A MAKE & TYPE OF M. ALTERNATOR- SAFETY-322994 M424 MAKE & TYPE OF U.C. POWER PLANT- FUEL TANK CAP'Y-	MAKE & TYPE OF HEADLIGHTS- PYLE NATL C-44585-R MAKE & TYPE OF MARKER LIGHTS- PYLE NATL MLSA-10 MAKE & TYPE OF WHISTLE- WABCO, A-21313 MAKE & TYPE OF WINDOW WIPER- SPRAGUE AIR EXIDE MAKE & TYPE CAP'Y BATT. 300AH, C 8 H.A. NUMBER OF JUMPER RECEP'T. - 12 & 6 DUMMYS WEST. MAKE & TYPE BUS LINE DIS. SW. UMC-1 MAKE & TYPE OF LINE SW. - WEST, UPB-53 MAKE & TYPE OF DOOR CONT'L- VAPOR- CRC CONVERTED TO PUSH PULL - 1973
---	---	---	---

PT-75A

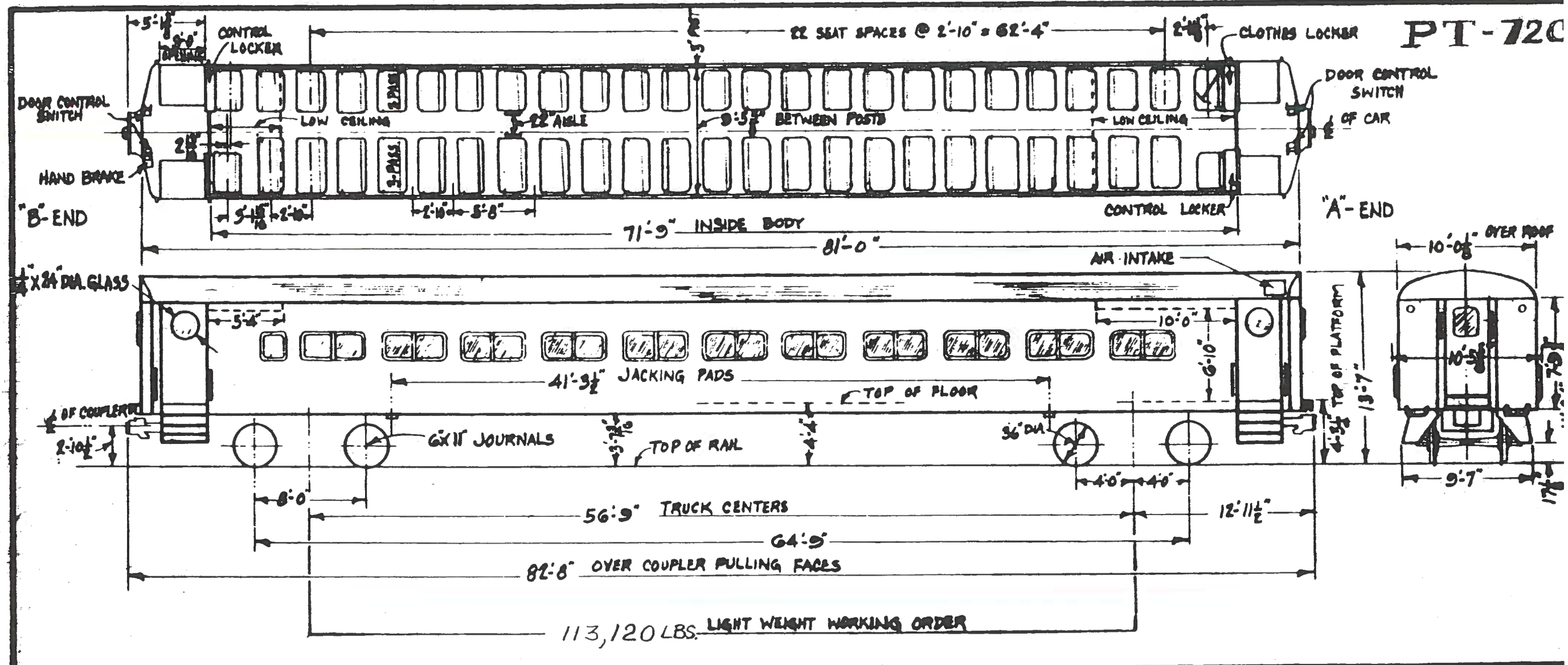


~ GENERAL DATA ~

TYPE OF CAR - PUSH-PULL	VOLT & CONT. H.P. OF MOTORS -	MAKE & TYPE OF AIR COND. EQUIP'T. - SAFETY-976 ELEC. MECH.	MAKE & TYPE OF MASTER CONT'L -
CLASS OF CAR - PT-75A	WEIGHT OF ONE MOTOR COMPLETE -	MAKE & TYPE OF HEATING EQUIP'T. - VAPOR, ELEC. STRIP	MAKE & TYPE OF S.C. EQUIP'T. -
TYPE OF CONSTRUCTION - WELDED STEEL	NO OF CONTACT SHOES PER TRUCK -	MAKE & TYPE OF A.C. & H.T.T.G. EQUIP. -	MAKE & TYPE OF HEADLIGHTS -
CAR NUMBERS - 2702-2736 EVEN No's. ONLY	NO & SIZE OF BRAKE CYLS. PER TRUCK - 4-5" DIA.	MAKE & TYPE OF LIGHT FIXTURES - TRANSLITE FLUORESCENT	MAKE & TYPE OF MARKER LIGHTS -
SEATING CAP'Y - 133	MAKE & SCHEDULE OF AIR BRAKES - WABCO. 2G-CE	NO & TYPE OF VENTILATORS - SAFETY, TSKM 32-1260	MAKE & TYPE OF WHISTLE -
MANUFACTURER - PULLMAN STANDARD	MAKE & TYPE OF AIR COMPRESSOR - WABCO. D-3-F	NO & TYPE OF WATER COOLERS -	MAKE & TYPE OF WINDOW WIPER -
ORDER NO - 7014	MAKE & TYPE TR'A BRAKE - WABCO. UNIT	CAP'Y OF DRINKING WATER -	MAKE & TYPE CAP'Y BATT. - EXIDE 300AH @ B.H.R.
YEAR BUILT - 1963	MAKE & TYPE OF HAND BRAKE - PEACOCK. 800-LE-24	CAP'Y OF WASH WATER TANK -	NUMBER OF JUMPER RECEP'T. - 12 #16 DUMMY
MIN. RAD. OF CURVE SINGLE CAR - 240 FT	MAKE & TYPE OF COUPLER - ASF. HTC. STL INTERLOCKING	NO OF TOILETS -	MAKE & TYPE BUS LINE DIS. SW. - WEST, UMC-1
MIN. RAD. OF CURVE CAR COUPLED - 240 FT	MAKE & TYPE OF SASH - A4W #66, DOUBLE GLAZED	MAKE & TYPE OF LAVATORY -	MAKE & TYPE OF LINE SW. - WEST, UPB-53
TYPE OF TRUCKS - CAST STEEL BAR TYPE	OUTSIDE FINISH - HIGH STRENGTH STEEL	MAKE & TYPE OF HOPPER -	MAKE & TYPE OF DOOR CONT'L - VAPOR-C.D.C.
WEIGHT OF MOTOR TRUCK COMPLETE -	TYPE & THICKNESS OF INSUL'T'N - GUSTIN BACON ULTRALITE - 3" TH.	MAKE & TYPE OF MG. SET - WEST. YX-503-A	MAKE & TYPE OF CONT'L GROUP - WEST XC-848-D
WEIGHT OF TRAILER TRUCK COMPLETE -	MAKE & TYPE OF SEATS - HEYWOOD WAKEFIELD	MAKE & TYPE OF M ALTERNATOR - SAFETY ELEC. 322324, MG-24	
MAKE, TYPE & SIZE OF BEARINGS - TIMKEN ROLLER 5 1/2" X 10"	SEAT COVERING - VINYL PLASTIC	MAKE & TYPE OF U.C. POWER PLANT -	
NO & TYPE OF MOTORS -	MAKE & TYPE OF WINDOW SHADE -	FUEL TANK CAP'Y -	

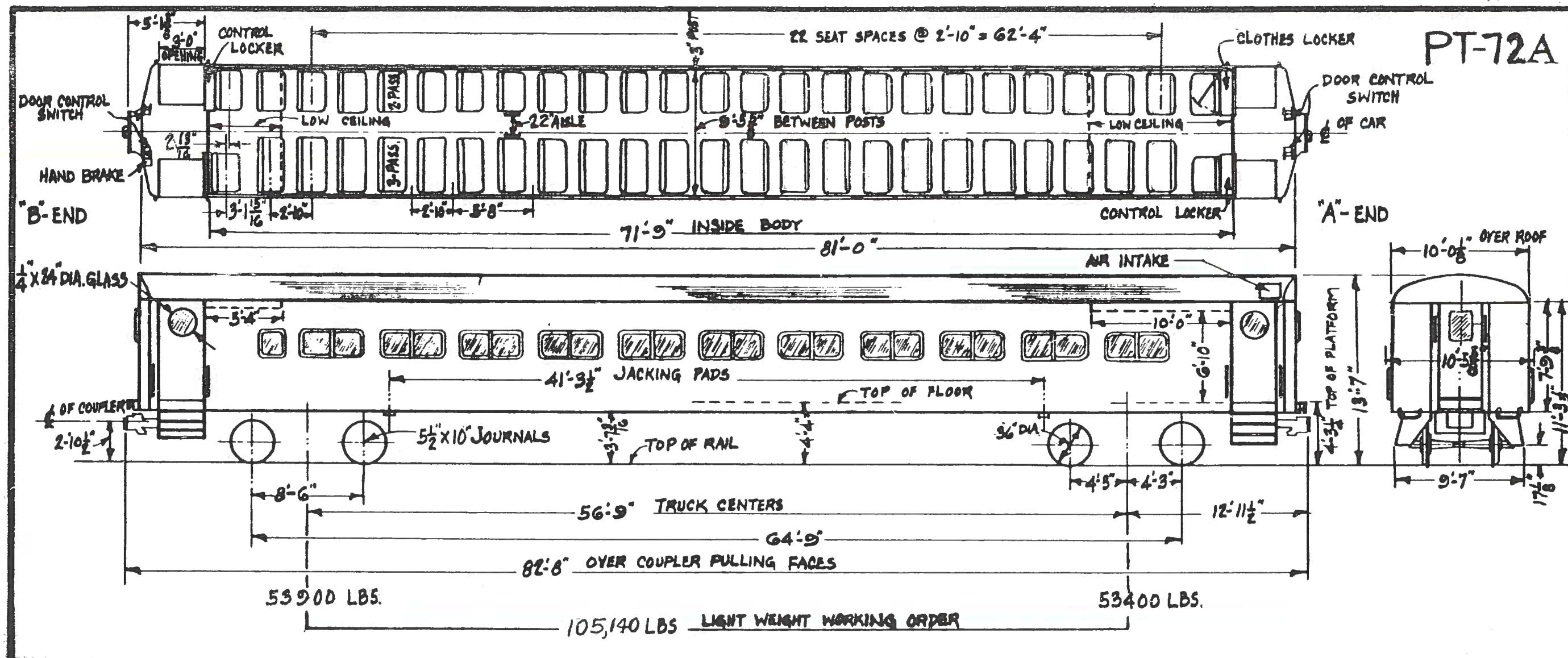


PT-72C



~ GENERAL DATA ~

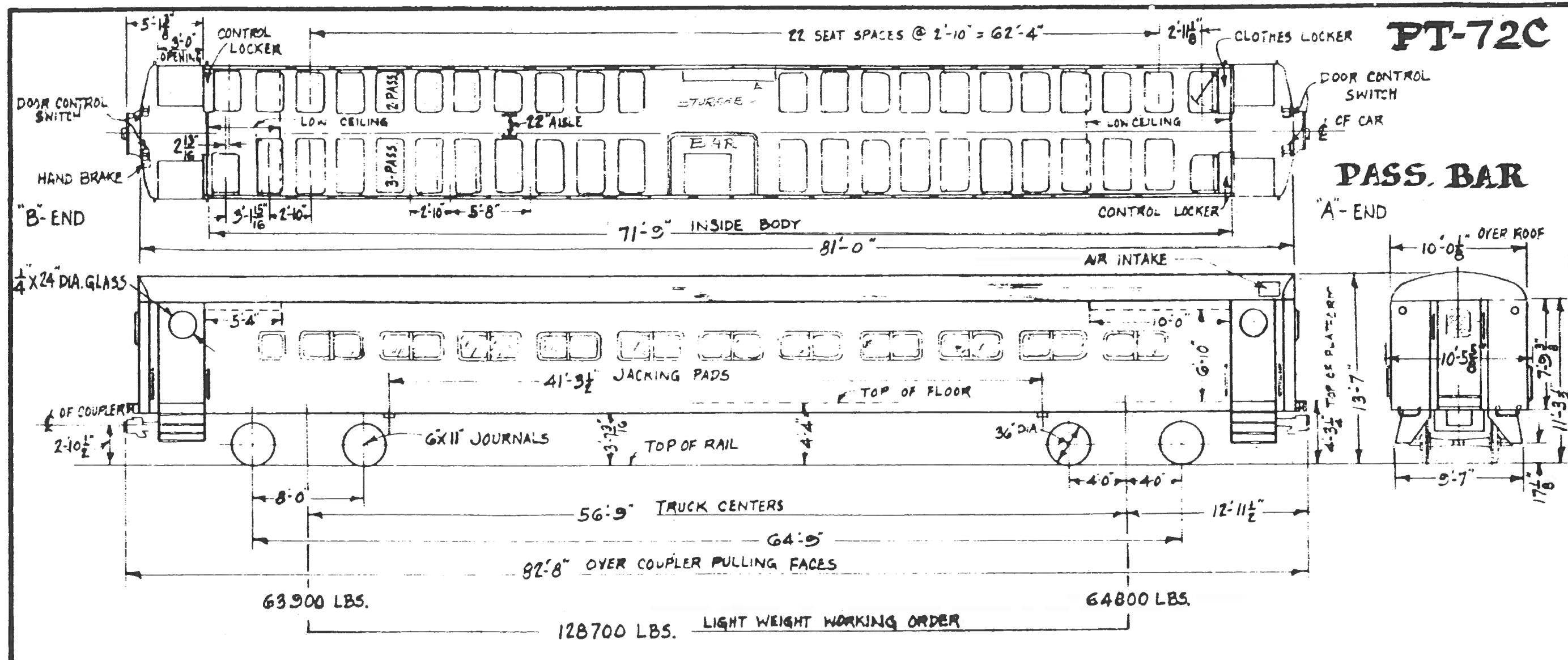
TYPE OF CAR - PUSH-PULL	MAKE & TYPE CAPY. BAT. EXIDE, 16 CELL, 50A 9 HR	MAKE & TYPE OF AIR COND. EQUIP. - FRIG. RE. ELEC. MCH. 8 TON	NOTE: CAR NO'S. 2792, 2794, 2796.
CLASS OF CAR - PT-72 C	NO. JUMPER RECEP'TS - 1, 4, 12, 27	MAKE & TYPE OF HEATING EQUIP. - RAILWAY UTILITY, STRIP T.	2846 TO 2898 EVEN NO'S
TYPE OF CONSTRUCTION - WELDED	MAKE & TYPE BUS LINE DIS. SW. - GE 17JM9A1	MAKE & TYPE CONT. GROUP TYPE - 1733113B1	CAR NO'S 2890, 2892 & 2894
CAR NUMBERS - (SEE NOTE)	NO. & SIZE OF BRAKE CYLS. PER TRUCK - 2 CYLS 10X8	MAKE & TYPE OF LIGHT FIXTURES - SAFETY CEILING FLOOD	ARE BAR LINES - SEE PAGE 14
SEATING CAPY - 123	MAKE & SCHEDULE OF AIR BRAKES - WES. AB 122 TDE	NO. & TYPE OF VENTILATORS	
MANUFACTURER - PULLMAN STANDARD	MAKE & TYPE DOOR CONT. - NAT. PNEU. C.D.C.	NO. & TYPE OF WATER COOLERS - NONE	
ORDER NO - 6963, 6974	MAKE & TYPE TRK BRAKE - A S.P. SIMPLEX CLASP	CAPY. OF DRINKING WATER - NONE	
YEAR BUILT - 1955, 1956	MAKE & TYPE OF HAND BRAKE - PEA. CLK. 1800 LE. LIBERTY	CAPY. OF WASH WATER TANK - NONE	
MIN. RAD. OF CURVE SINGLE CAR - 240'	MAKE & TYPE OF COUPLER - AMER. STI. FDT. MOD. FT. 2"	NO. OF TOILETS - ODD NO'S. 1 EVEN NO'S. NONE	
MIN. RAD. OF CURVE CAR COUPLED	MAKE & TYPE OF SASH - HUNTER CO. STATIONARY	MAKE & TYPE LINE SW. - GE 17JM9A1	
TYPE OF TRUCKS - C.S. EQUALIZER BAR TYPE	OUTSIDE FINISH - HIGH STRENGTH LOW ALLOY STEEL		
CONVERTED TO PUSH-PULL 1975	TYPE & THICKNESS OF INSULT'N - 1/2" GLASS WOOL 3/8" DIA		
WEIGHT OF TRAILER TRUCK COMPLETE -	MAKE & TYPE OF SEATS KEYHOOD - STATIONARY		
MAKE, TYPE & SIZE OF BEARINGS - HYATT ROLLER 6X11"	SEAT COVERING - VINYL		



~ GENERAL DATA ~

TYPE OF CAR - PUSH PULL		MAKE & TYPE OF AIR COND. EQUIPT - FRIG'DRE ELEC. MECH. ST.	MAKE & TYPE OF MASTER CONT'L - NONE
CLASS OF CAR - PT-72A		MAKE & TYPE OF HEATING EQUIPT - RAILWAY UTILTY. STRIP.	MAKE & TYPE OF S.C. EQUIPT - NONE
TYPE OF CONSTRUCTION - WELDED			MAKE & TYPE OF HEADLIGHT - NONE
CAR NUMBERS - 2801-2844	NO. & SIZE OF BRAKE CYLS PER TRK. - 2 CYLS	MAKE & TYPE OF LIGHT FIXTURES - SAFETY, CEILING, FLUO.	MAKE & TYPE OF MARKER LIGHTS - NONE
SEATING CAPY. - 118 & 123 (SEE NOTE)	MAKE & SCHEDULE OF AIR BRAKES - WEST A.B. D22-TDE	NO. & TYPE OF VENTILATORS	MAKE & TYPE OF WHISTLE - NONE
MANUFACTURER - PULLMAN STANDARD	MAKE & TYPE OF AIR COMPRESSOR - NONE	NO. & TYPE OF WATER COOLERS - NONE	MAKE & TYPE OF WINDOW WIPER - NONE
ORDER NO. - 6964, 6975	MAKE & TYPE TRK BRAKE - A.S.F. SIMPLEX CLASP	CAPY. OF DRINKING WATER - NONE	MAKE & TYPE CAPY. BATT. EXIDE. 16 CELL. 300 A. 8 HR.
YEAR BUILT - 1955	MAKE & TYPE OF HAND BRAKE - PEA COOK 1,800 LB. LEVER T.	CAPY. OF WASH WATER TANK - NONE	NUMBER OF JUMPER RECEPT - 12
MIN. RAD OF CURVE SINGLE CAR - 240	MAKE & TYPE OF COUPLER - AMER STL FBY MODFY F	NO. OF TOILETS - 1	MAKE & TYPE BUS LINE DIS SW GE 17GM19A1
MIN. RAD OF CURVE CAR COUPLED	MAKE & TYPE OF SASH - HUNTER CO. STATIONARY	MAKE & TYPE TOILET - WALTON CHEMICAL	MAKE & TYPE LINE SW - GE 17 M 9A1
TYPE OF TRUCK C.S. EQUALIZER BAR TYPE	OUTSIDE FINISH - HIGH STENSTH. LOW ALLOY STEEL		MAKE & TYPE OF DOOR CONT'L - NAT'L PNEO. CDC
WEIGHT OF MOTOR TRUCK COMPLETE -	TYPE & THICKNESS OF INSULT'N - FIBERGLASS ULTRALITE, 1 LB DEN	MAKE & TYPE OF MG SET - GE - 56 MG 165A1	NOTE CARS WITH TOILETS - 2801,
WEIGHT OF TRAILER TRUCK COMPLETE - 17500 LBS	MAKE & TYPE OF SEATS - HEYWOOD-WAKEFIELD, STATIONARY	MAKE & TYPE OF M. ALTERNATOR - GE	2805, 2807, 2813, 2815, 2819,
MAKE TYPE & SIZE OF BEARING - HYATT, ROLLER, 5 1/2" x 10"	SEAT COVERING - VINYL	MAKE & TYPE OF U.C. POWER PLANT - NONE	2821, 2823, 2827, 2829, 2831,
NO. & TYPE OF MOTORS - NONE		FUEL TANK CAPY. - NONE	2833, 2837, 2839, 2841, 2843

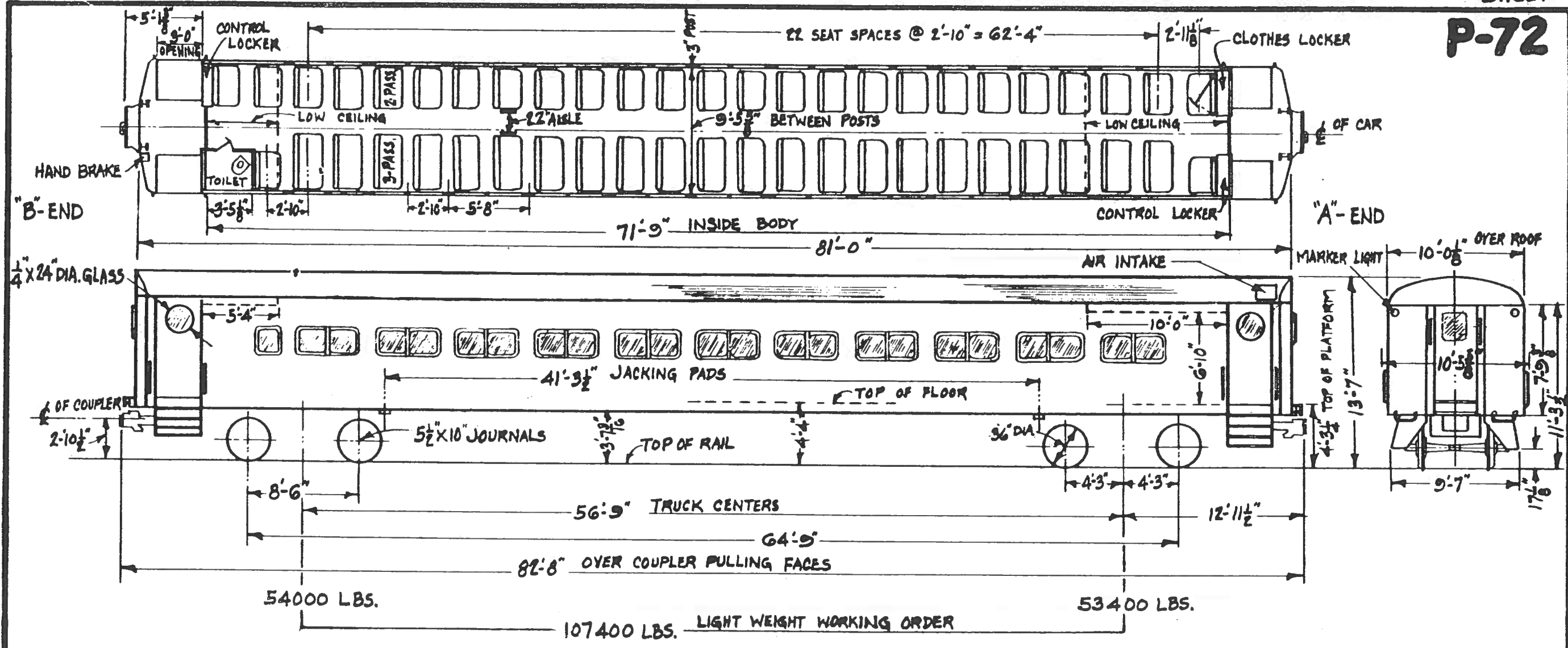




~ GENERAL DATA ~

TYPE OF CAR - PASSENGER BAR		MAKE & TYPE OF AIR COND. EQUIP'T - FRIGDRE, ELEC. MECH. B. TON	
CLASS OF CAR - PT 72 C		MAKE & TYPE OF HEATING EQUIP'T - RAILWAY UTILITY, STRIP T	
TYPE OF CONSTRUCTION - WELDED			
CAR NUMBERS - 2890, 2892, 2894	Nº & SIZE OF BRAKE CYLS. PER TRUCK - 2 CYLS 10 X 8"	MAKE & TYPE OF LIGHT FIXTURES - SAFETY CEILING FLUO	MAKE & TYPE OF MARKER LIGHTS - 4
SEATING CAP'Y - *	MAKE & SCHEDULE OF AIR BRAKES - WEST. A. B. D. Z. T. D. E.	Nº & TYPE OF VENTILATORS	
MANUFACTURER - PULLMAN STANDARD		Nº & TYPE OF WATER COOLERS - NONE	
ORDER Nº - 6963 6974	MAKE & TYPE TRK BRAKE - A. S. E. SIMPLEX CLASP	CAP'Y OF DRINKING WATER - NONE	MAKE & TYPE CAP'Y BATT - EXIDE 16 CELL 300 A. B. H. R.
YEAR BUILT - 1955, 1956	MAKE & TYPE OF HAND BRAKE - PEA COCK 1800 LBS. LEV. RT.	CAP'Y OF WASH WATER TANK - NONE	NUMBER OF JUMPER RECEPT - 12
MIN. RAD OF CURVE SINGLE CAR - 240'	MAKE & TYPE OF COUPLER - AMER. STL. F. D. Y. MOD. FT. 5"	Nº OF TOILETS - NONE	MAKE & TYPE BUS LINE DIS. SW. GE. 17GM19A1
MIN. RAD. OF CURVE CAR COUPLED	MAKE & TYPE OF SASH - HUNTER CO. STATIONARY		MAKE & TYPE LINE SW - GE. 17JM9A1
TYPE OF TRUCKS - C.S. EQUALIZER BAR TYPE	OUTSIDE FINISH - HIGH STRENGTH LOW ALLOY STEEL		MAKE & TYPE OF DOOR CONT'L - NAT'L. PNEU. C. D. C.
	TYPE & THICKNESS OF INSUL'T'N - FIBERGLASS W/ GALT. 1 LB DEN.	MAKE & TYPE OF MG. SET - GE. 5G, MG. 165A1	
WEIGHT OF TRAILER TRUCK COMPLETE -	MAKE & TYPE OF SEATS - HEYWOOD STATIONARY		* No. OF SEATS
MAKE, TYPE & SIZE OF BEARINGS - HYATT ROLLER 6 X 11"	SEAT COVERING - VINYL		CAR No.
			83
			69
			98
			2890
			2892
			2894

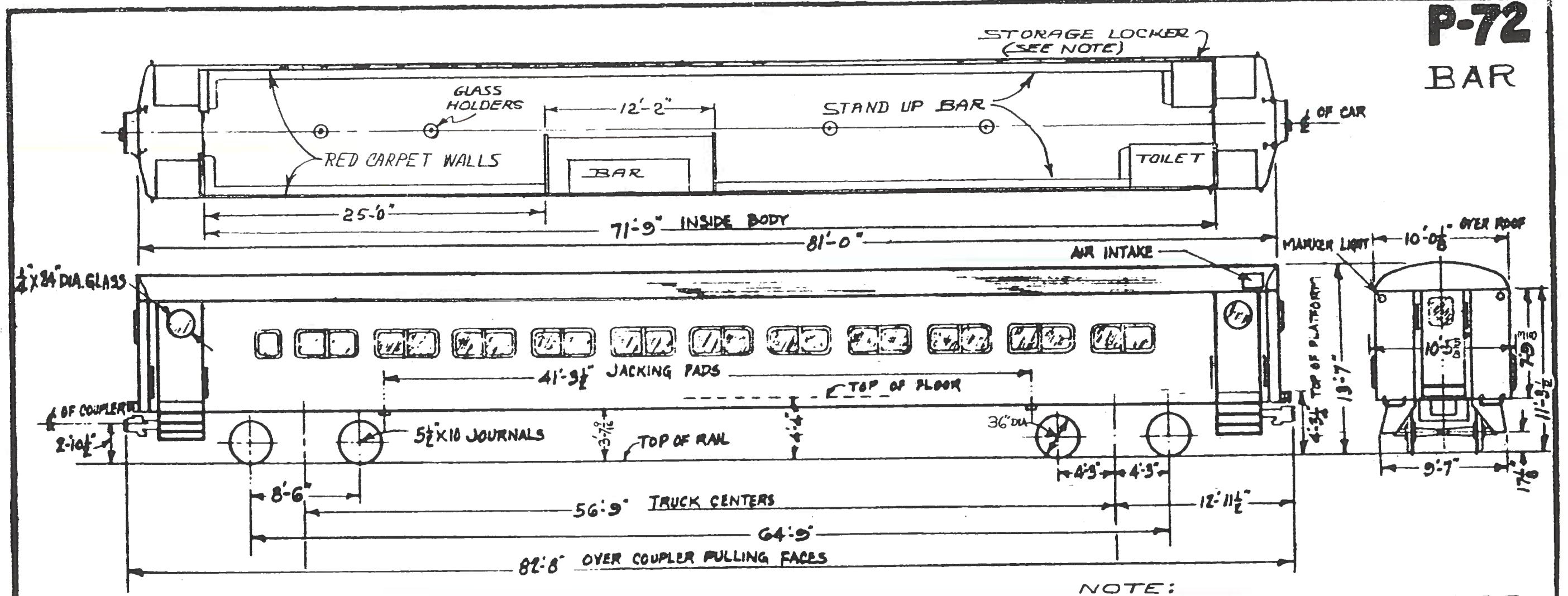
P-72



~ GENERAL DATA ~

TYPE OF CAR - LOCO. HAULED		MAKE & TYPE OF AIR COND. EQUIPT. - FRIG'D'RE ELEC. MECH. 8-TON	
CLASS OF CAR - P-72		MAKE & TYPE OF HEATING EQUIPT. - VAPOR HEAT, UNIZONE	
TYPE OF CONSTRUCTION - WELDED		MAKE & TYPE OF A.C. & H.T.G. EQUIPT.	
CAR NUMBERS - 2901-2980 (SEE NOTE)	Nº & SIZE OF BRAKE CYLS PER TRUCK - 2 CYLS	MAKE & TYPE OF LIGHT FIXTURES - SAFETY, CEILING, FLOOR	MAKE & TYPE OF MARKER LIGHTS - PYLE NAT'L. INC'D
SEATING CAP'Y. - 120	MAKE & SCHEDULE OF AIR BRAKES - WEST. A.B. D 22-TDE	Nº & TYPE OF VENTILATORS - 1 EXHAUST, 2 INTAKE	
MANUFACTURER - PULLMAN - STANDARD	MAKE & TYPE TR'K BRAKE - A.S.F. SIMPLEX, CLASP	Nº & TYPE OF WATERS COOLERS - 1 AJAX CON. WC6274Z	
ORDER Nº - 6961, 6973	MAKE & TYPE OF HAND BRAKE - PEA COCK 1; BOOLE LEVER TP.	CAPACITY OF DRINKING WATER TANK -	MAKE & TYPE CAP'Y. BATT - KW, TYPE II AXB, 172A. BHR.
YEAR BUILT - 1955; 1956	MAKE & TYPE OF COUPLER - AMER. ST'L. FDY MOD'FY. "F"	CAPACITY OF WASH WATER TANK -	Nº OF JUMPER RECEPT. - 2
MIN. RAD. OF CURVE SINGLE CAR - 240'	MAKE & TYPE OF SASH - HUNTER CO. STATIONARY	Nº OF TOILETS - 1 (ODD No. CARS)	<b>NOTE:</b>
MIN. RAD. OF CURVE CAR COUPLED -	OUTSIDE FINISH - HIGH STRENGTH, LOW ALLOY STEEL	MAKE & TYPE OF LAYATORY - CRANE, CORNER TYPE	SEE PAGE 16 FOR THE FOLLOWING CARS:
TYPE OF TRUCKS - C.S. EQUALIZER BAR TYPE	TYPE & THICKNESS OF INSULTN - FIBERGLASS, ULTRALITE 1 LB. DEN.	MAKE & TYPE OF HOPPER - DUNER #509 FLUSH TYPE	CAR No'S 2905 & 2970.
WEIGHT OF TRUCK COMPLETE -	MAKE & TYPE OF SEATS - HEYWOOD WAKE FIELD, REVERSIBLE TYPE		WERE CONVERTED TO BAR
	SEATING COVERING - WYANSOTE GREEN	MAKE & TYPE OF U.C. POWER PLANT - GM MODEL 30960	CARS. WITH ELECTRIC HEAT 1975
MAKE, TYPE & SIZE OF BEARINGS - HYATT, ROLLER, 5 1/2" X 10"	MAKE & TYPE OF WINDOW SHADE - ADAM & WEST. CABLE TYPE	FUEL TANK CAP'Y. - 150 GALS.	2990 WAS 2970    2991 WAS 2905
			2992 WAS 2957

# P-72 BAR



NOTE:  
THE TOILET & LOCKER ARRANGEMENT  
IS REVERSED ON CAR NO. 2990.  
CAR NO. 2991 SHOWN

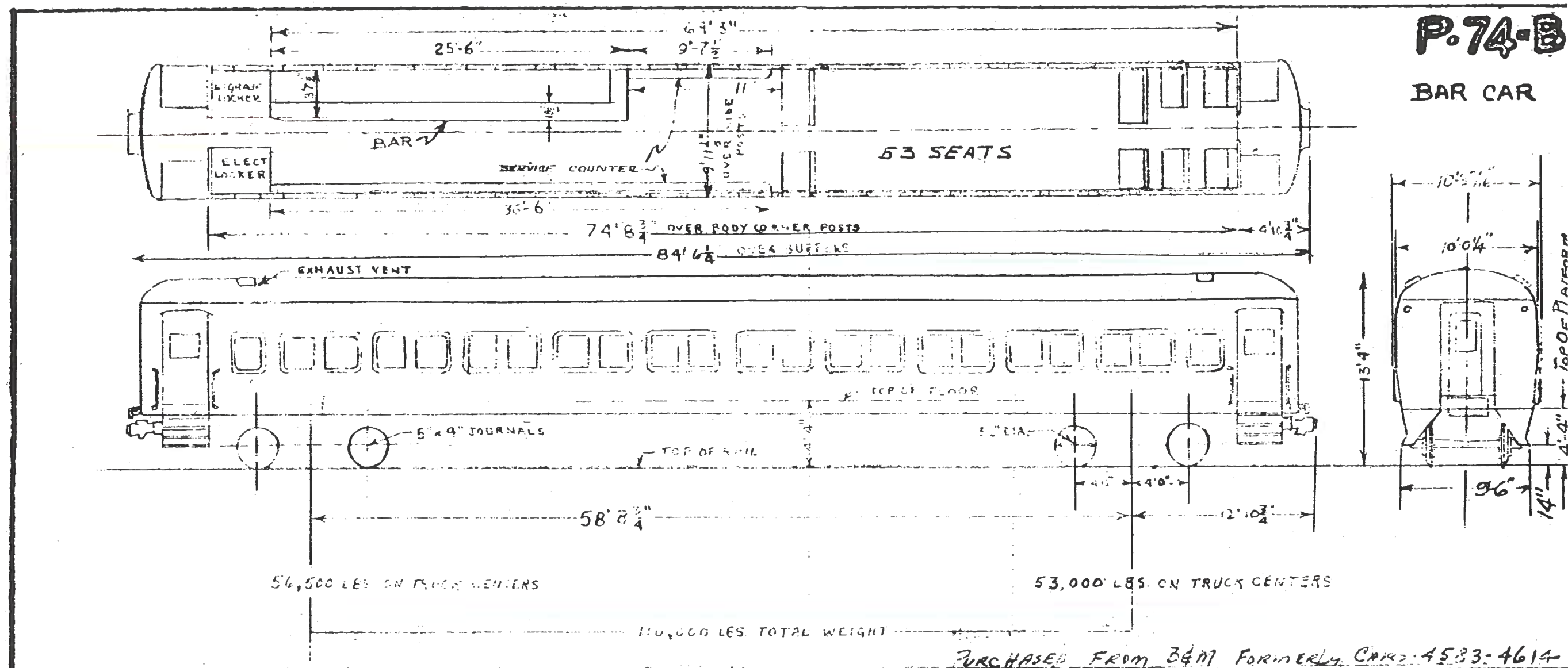
## ~ GENERAL DATA ~

TYPE OF CAR - BAR CAR	INSIDE FINISH - RED CARPET WALLS AND FLOOR	MAKE & TYPE OF AIR COND. EQUIPT. - FRIG'D RE. ELEC. MECH. 8-TON	
CLASS OF CAR - P-72		MAKE & TYPE OF HEATING EQUIPT. - ELECTRIC	
TYPE OF CONSTRUCTION - WELDED			
CAR NUMBERS - 2990, 2991, 2992	NO. & SIZE OF BRAKE CYLS PER TRUCK - 2 CYLS	MAKE & TYPE OF LIGHT FIXTURES - SAFETY, CEILING FLOOR	MAKE & TYPE OF MARKER LIGHTS - PYLE NAT'L. INC.
SEATING CAP'Y. - NO SEATS	MAKE & SCHEDULE OF AIR BRAKES - WEST. A.B. DEE-TDE	NO. & TYPE OF VENTILATORS - 1 EXHAUST, 2 INTAKE	
MANUFACTURER - PULLMAN STANDARD			
ORDER NO. - 6961, 6979	MAKE & TYPE TRK. BRAKE - A.S.F. SIMPLEX, CLASP	CAPACITY OF DRINKING WATER TANK -	MAKE & TYPE CAPY. BATT. - KW. TYPE HAXO 172A. BNR.
YEAR REBUILT - 1973	MAKE & TYPE OF HAND BRAKE - PEA COCK 1:800L. LEVER TP.	CAPACITY OF WASH WATER TANK - 60 GAL'S.	NO. OF JUMPER RECEPT. - 2
MIN. RAD. OF CURVE SINGLE CAR - 240'	MAKE & TYPE OF COUPLER - AMER. ST'L. FDY MOD'FY "F"	NO. OF TOILETS - 1 (MICROPHOR)	
MIN. RAD. OF CURVE CAR COUPLED -	MAKE & TYPE OF SASH - HUNTER CO. STATIONARY		
TYPE OF TRUCKS - C.S. EQUALIZER BAR TYPE	OUTSIDE FINISH - HIGH STRENGTH, LOW ALLOY STEEL		
WEIGHT OF TRUCK COMPLETE -	TYPE & THICKNESS OF INSULTN. - FIBERGLASS, UTRALITE 3 LBDN.		
	MAKE & TYPE OF SEATS - NONE		
MAKE, TYPE & SIZE OF BEARINGS - HYATT, ROLLER, 5 1/2" X 10"		MAKE & TYPE OF U.C. POWER PLANT - GM MODEL 80960	OLD CAR No.
	MAKE & TYPE OF WINDOW SHADE - NONE	FUEL TANK CAPY. - 150 GAL'S.	NEW No.
			2970
			2905
			2957
			2990
			2991
			2992



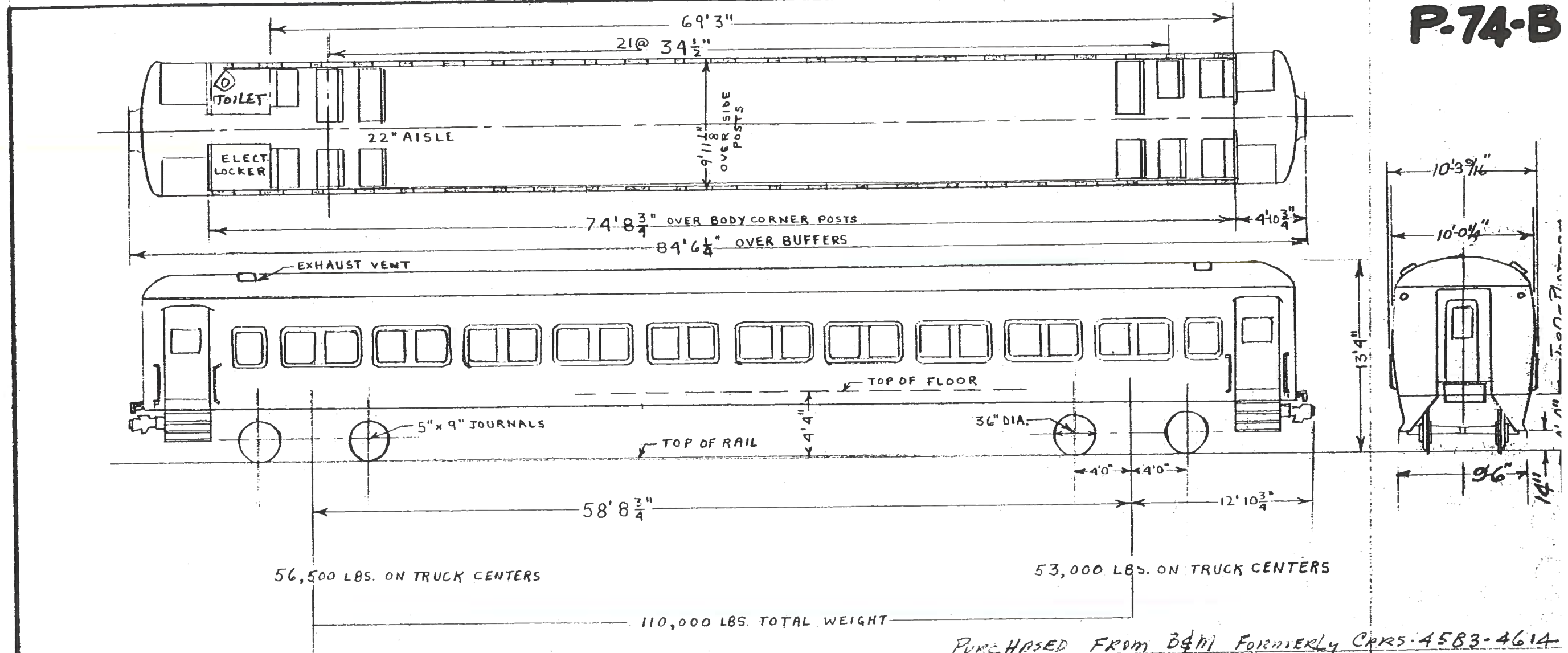
P-74-B

BAR CAR



GENERAL DATA

TYPE OF CAR	Loco.-hauled	LIGHT FIX.	SAFETY BULB & FLUORESCENT	CAR No.	SEATING CAP.
CLASS OF CAR	P-74-B	VENTILATORS:	1 EX., 2 INTAKE	7522	4
TYPE OF CONSTRUCTION	Riv. & welded	TOILETS:	0	7523	0
CAR NUMBERS	SEE CHART	LAVATORY:	0	<del>7524</del>	<del>4</del>
SEATING CAP'Y.	SEE CHART	HOPPER:	0	7525	0
MANUFACTURER	PULLMAN STANDARD	U.C. POWER PLANT:	G.M. - 30960	*7527	53
ORDER NO.		FUEL TANK CAP'Y.	150 GALS.	7530	0
YEAR BUILT	1935 - 1937	MARKER LIGHTS:	L.I.R.E.	<del>7531</del>	<del>0</del>
MIN. RAD. OF CURVE SINGLE CAR	250'	BATTERY:	EX. - K.W., 180 A.H.	<del>7548</del>	<del>28</del>
MIN. RAD. OF SGLE CAR COUPLED	288'	NO. OF JUMPER RECEPT.	2	<del>7542</del>	<del>0</del>
TYPE OF TRUCKS	G. S. C. SINGLE EQ			<del>7543</del>	<del>0</del>
WT. OF TRUCK COMPLETE	22,000			7544	4
BEARINGS	A.A.R. JOURN. 5" X 9 FRICTION			7550	4
				* 53 SEAT DIAGRAM SHOWN	



PURCHASED FROM B&M FORMERLY CARS 4583-461A

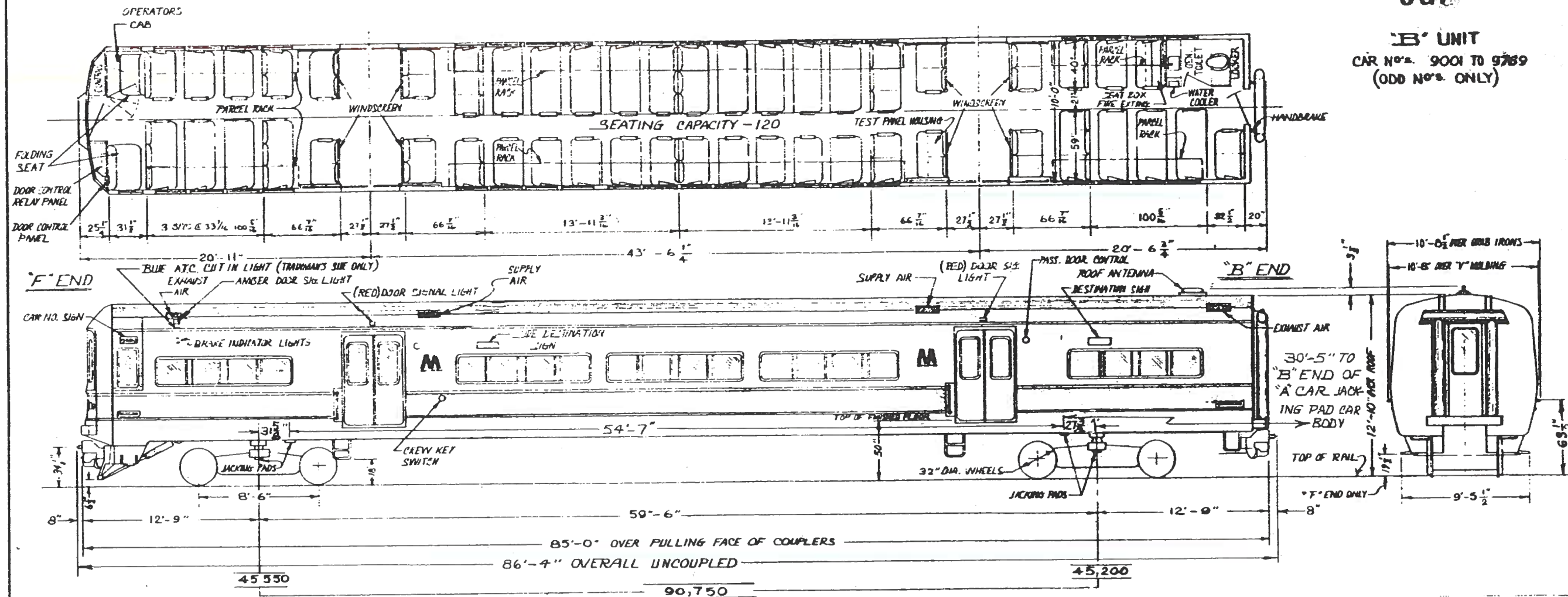
GENERAL DATA

TYPE OF CAR: LOCO. HAULED	MAKE & TYPE OF A.C. EQUIP.: CARRIER FRIGIDAIRE	
CLASS OF CAR: P-74B	MAKE & TYPE HEATING EQUIP.: VAPOR HEAT.	
TYPE OF CONSTRUCTION: RIVETED & WELDED	MAKE & TYPE LIGHT FIXTS.: SAFETY BULB & FLUORESC.	MAKE & TYPE MARKER LIGHTS: L.I.R.
CAR NUMBERS: *	NO. & TYPE VENTILATORS: 1 EX, 2 INTAKE	
SEATING CAP'Y: 117	NO. & TYPE WATER COOLERS: (1) PULLMAN BRADLEY	MAKE & TYPE CAP'Y BATT. EX: K.W. 180
MANUFACTURER: PULLMAN-STANDARD	CAP'Y DRINKING WATER TANK:	NO. OF JUMPER RECEPT.: 2
ORDER NO.:	CAP'Y OF WASH WATER TANK: 120 GAL.	* CAR NO'S:
YEAR BUILT: 1935-1937	NO. TOILETS: (1)	7526, 7533 TO 7541
MIN. CURVE RAD.: SINGLE CAR 250'	MAKE & TYPE LAVATORY: CROWN - WALL	7545 TO 7549
MIN. CURVE RAD.: COUPLED 288'	MAKE & TYPE HOPPER: FLUSH TYPE	
TYPE OF TRUCKS: G.S.C. SINGL EQ.		
WEIGHT OF TRUCK COMPLETE: 22,000		
	MAKE & TYPE OF SEATS: HEYWOOD WAKEFIELD	
MAKE, TYPE & SIZE OF BEARINGS: A.A.R.	SEATING COVERING: WYANSOTE GREEN	MAKE & TYPE U.C. POWER PLANT: G.M.-30960
JOURNAL, 5" x 9" FRICTION	MAKE & TYPE OF WINDOW SHADE: CARLE	FUEL TANK CAP'Y: 150 GALS.



# Class M-1 car

'B' UNIT  
CAR NOs. 9001 TO 9789  
(ODD NOs. ONLY)

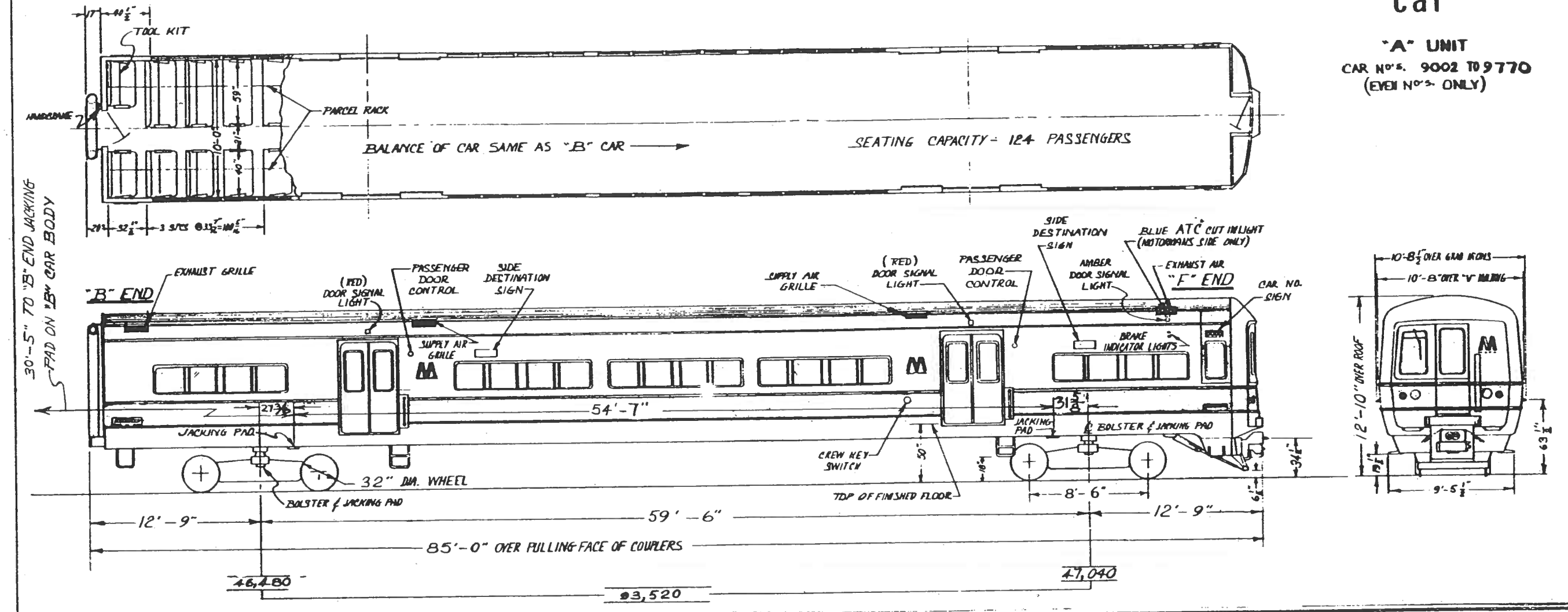


DATA

GENERAL			
TYPE OF CAR - Married Pair	MASTER CONTROLLER - GE 17KC104	AIR COND.-Trane 14 Ton,elec/mech.	SASH - O.M. Edwards & Trans. Sas
MANUFACTURER - Budd Co. & G.E.	MOTORS -	BRAKE SCHEDULE - WABCO RT5-A	SEATS - Gen. Seating, fixed, contoured
ORDER NO. - MTA 930 & 930A	No. & Make: 4 GE1255A2	BRAKE SHOE-WABCO Cobra 12 1/2", V174S	SUSPENSION - Coil springs in ser with WABCO C-1 leveling valves
YEAR BUILT - 1968, '69, '70, '71, '72	Voltage: 325/650 Volts D.C.	CONSTRUCTION-Welded Stainless Steel with Fiberglass Cab End	TOILET - Koehler 1-114995 Aircra Type Chemical
ELECTRICAL			
AIR CONDITIONING CONTROLS - Vapor	Continuous H.P.: 160 H.P. each	GEAR UNIT-GE GA56 Double Reduction 4.19:1 Ratio, Wt. 884 lbs.	TRUCK CLASS - P111
ATO/ATC - GE KG262D	Wt. 1 motor complete: 1,347 lbs.	GLASS - (Side Windoes) Corning-Int Lexan-Ext.	TRUCK WEIGHT - 14,500 lbs.
BLDS - GE GM19	P.A. SYSTEM - Midwest Audio #304	Fusion Safety .200" thk. Tinted Int.	VENTILATORS - Trane 4522
CAB SIGNAL - WABCO Type EL	RADIO - Motorola T43DEW1130 A/W SP3	HANDBRAKE - Peacock 800 LG (CEB)	WINDOW WIPER - Sprague Air Wiper w/GF170 mtr, 110 volts, A.C.
CONTACT SHOES - 2 per truck	RECEPTACLE TRANSF.-GE41A261434P1 110 Volts, 1 Ph,60 cy,2KVA output	HORN - Leslie Type 44 Single Tone	DROP SASH - Lexan Single Glazed
CONTROL GROUP - GE 17K0261	SPEEDOMETER - GE A702JS	ODOMETER - Engler Hubometer	
DESTINATION SIGNS -	TRAIN IDENT. SYSTEM - WABCO	RAD. OF CURVE-240 ft.min. (married)	
DOOR CONTROL - Vapor Corp.	TRAINLINE - Jumper Cables(B End)		
HEADLIGHTS - Trans-Lite FP-1754-1	WABCO Auto.FL-138 portion(F End)		
HEAT CONTROL - Vapor Corp.	WHEEL SLIP CONTROL - GE 17FL5481		
LIGHT FIXTURES - Luminator Fluor.	MECHANICAL		
MARKER LIGHTS - Trans-Lite FP-1755-1	AIR COMP.-WABCO D3,220VAC,42 CFM		

# Class M-1 car

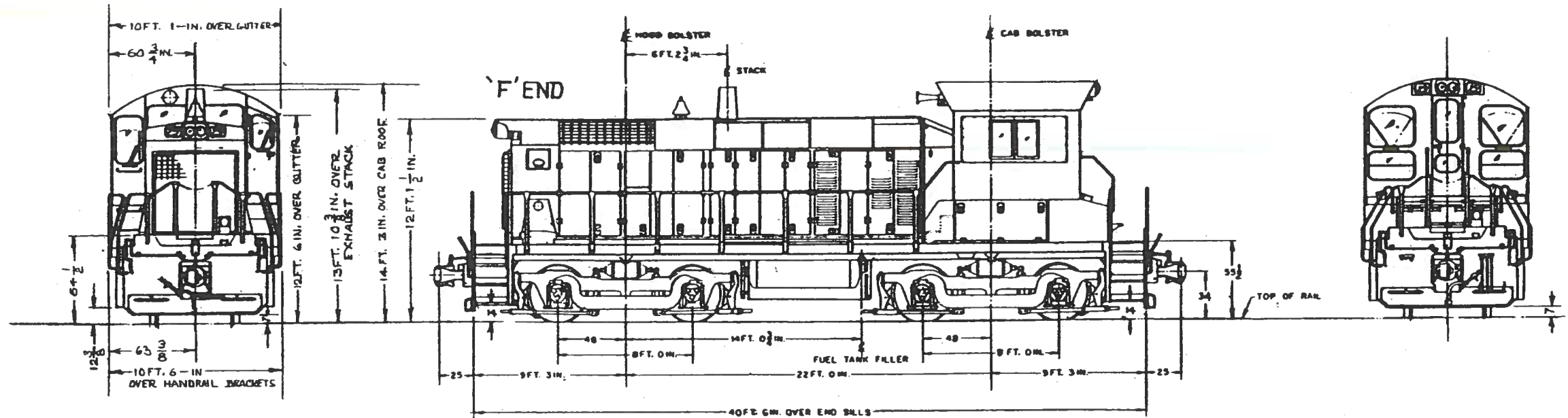
'A' UNIT  
CAR NOS. 9002 TO 9770  
(EVEN NOS. ONLY)



DATA

GENERAL		MECHANICAL	
TYPE OF CAR - Married pair	LIGHT FIXTURES-Luminator Fluor	SPEEDOMETER-GE A702JS	GLASS-(Side Windows) Corning Int., Lexan Ext.
MANUFACTURER - Budd Co. & G.E.Co.	MARKER LIGHTS-Trans-Lite FP1755-1	TRAIN IDENT.SYSTEM - WABCO	Fusion Safety .200" thk.tinted int
ORDER NO. - MTA 930 & 930A	MASTER CONTROLLER - GE17KC104	TRAINLINE-Jumper Cables ("B" End)	HANDBRAKE - Peacock 800 LG (CEB)
YEAR BUILT - '68, '69, '70, '71, '72	MOTORS-	WABCO Auto.FL-138 Portion("F" End)	HORN - Leslie Type 44 single tone
ELECTRICAL		WHEEL SLIP CONTROL - GE17FL54B1	ODOMETER - Engler Hubometer
AIR COND. CONTROL - Vapor Corp.	No. & Make: 4 GE1255A2	RAD. OF CURVE-240 ft. Min(married)	
BATTERY - Edison,Nickel Iron,	Voltage: 325/650 volts D.C.	SASH-O.M. Edwards - Tran. Sash	
B-10-H 25 cells,32VDC,187 AH.	Continuous HP: 160 HP each	SEATS-Gen. Seating, Fixed, contour	
BATTERY CHARGE RECT.-GE41A254636P4	Wt. 1 mtr. complete: 1,347 lbs.	SUSPENSION-Coil springs in series	
BATTERY CHARGE TRANS-GE41B555578P1	MOTOR ALTERNATOR-	W/WABCO C-1 leveling valves to	
BLDS - GE GMG19	Type: GE GMG-2-559	Control Firestone #218 air bellow	
CONTACT SHOES - 2 per truck	Voltage Input: 650 volts D.C.	TRUCK CLASS - P111	
CONTROL GROUP - GE 17KG261	Voltage Output: 220 volts A.C.	TRUCK WEIGHT - 14,500 lbs.	
DESTINATION SIGNS -	60 cy, 3 Ph, 70 KW	VENTILATORS - Trane 4522	
DOOR CONTROL - Vapor Corp.	PA SYSTEM-Midwest Audio Model 304	WINDOW WIPER-Sprague Air Wiper	
HEADLIGHTS - Trans-Lite FP-1754-1	RADIO-Motorola T-43DEW1130 A/W SP3	W/GF170 motor 110 volts, A.C.	
HEAT CONTROL - Vapor Corp.	RECEPTACLE TRANSF-GE 41A261434PL	DROP SASH - Lexan Single Glazed	
	110V, 1 Ph, 60 Cy, 2 KVA output		

CLASS E-10



**CURVE NEGOTIATION**

Truck swing limits single unit curve negotiation to a 60° or 100 ft. radius curve

Two units coupled are limited by truck swing to a 60° or 100 ft. radius curve.

Locomotive coupled to a 50 ft. car is limited by coupler swing to a 31° or 195 ft. radius curve.

**NOTE:**

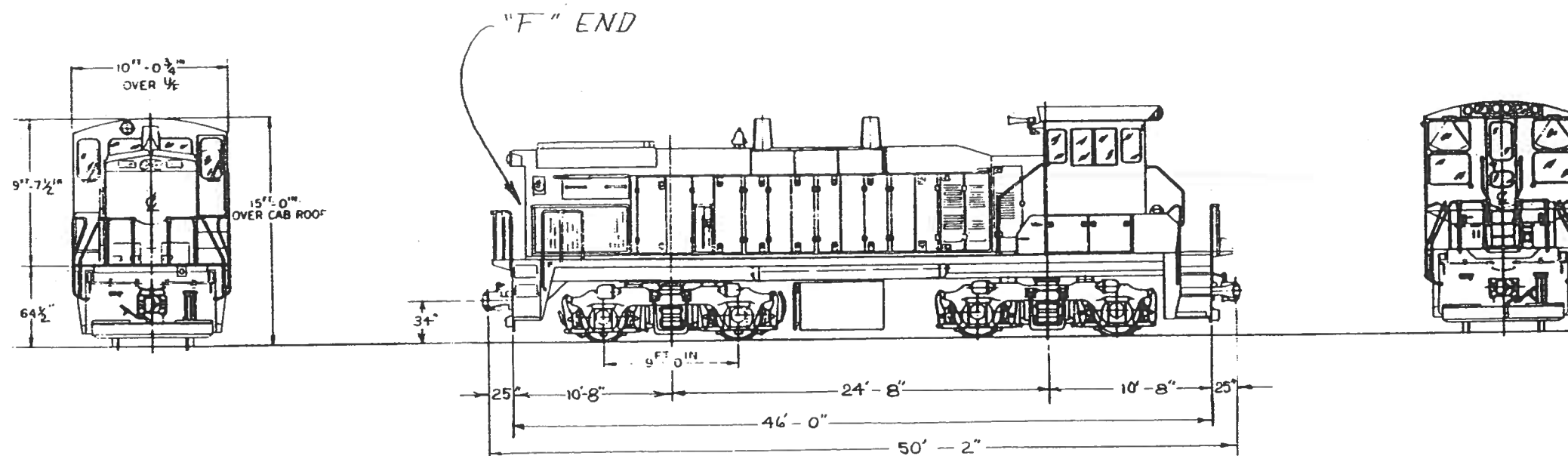
LOCO. NOS 101 & 105  
HAVE M-1 TYPE COUPLERS

**GENERAL DATA**

BUILDERS MODEL: SW 1000 LDCOS.	BRAKES: BASIC 2-6 NL BRAKE SCHED-	CAB HEAT: ELECTRIC	OIL PAN: 135 GALS. CAPY.
HORSEPOWER: 1000	SCHEDULE WITH 6 NR. DIST-	WATER COOLER: PRIME PM 568	FUEL CAPY: 1000 GALS.
ROAD N <sup>o</sup> s: 100-107	DISTRIBUTING VALVE.	SAN CAPY: 15 CU. FT. PER END	FUEL GAUGE: ROCHESTER
WEIGHT: 235,300 LBS.	WHEELS: 40" GRADE A	"F" LOCATED ON LONG HOOD END	DIAL TYPE ON ENGINEER
GEAR RATIO: 62:15	AUX. GEN: 18 KW/AC IN PLACE	COUPLER: BASIC MS-485-6A "E"	SIDE ONLY.
SERIAL N <sup>o</sup> s: 766042-1 THRU	OF 10 KW DC.	FIRE EXTINGUISHER: TWO 30#	MIN. RAD. LOCO. ONLY: 60° OR 100' RAD.
766042-8	BATTERIES: GENERAL 4 HR 2500	ANSUL (ONE IN CAB AND	MIN. RAD. COUPLED TO 50' CAR: COUPLE
JOURNALS: 6 7/8 DIAMETER	RADIO: MOTOROLA "MICOR" MODEL	ONE IN ENGINE COMPART.)	SWING LIMIT 31° OR
BEARINGS: TIMKEN CLASS F 6 1/2 X 12	TRACTION MOTORS: D 77E	TOILET: NONE PROVIDED	195' RAD. CURVE.



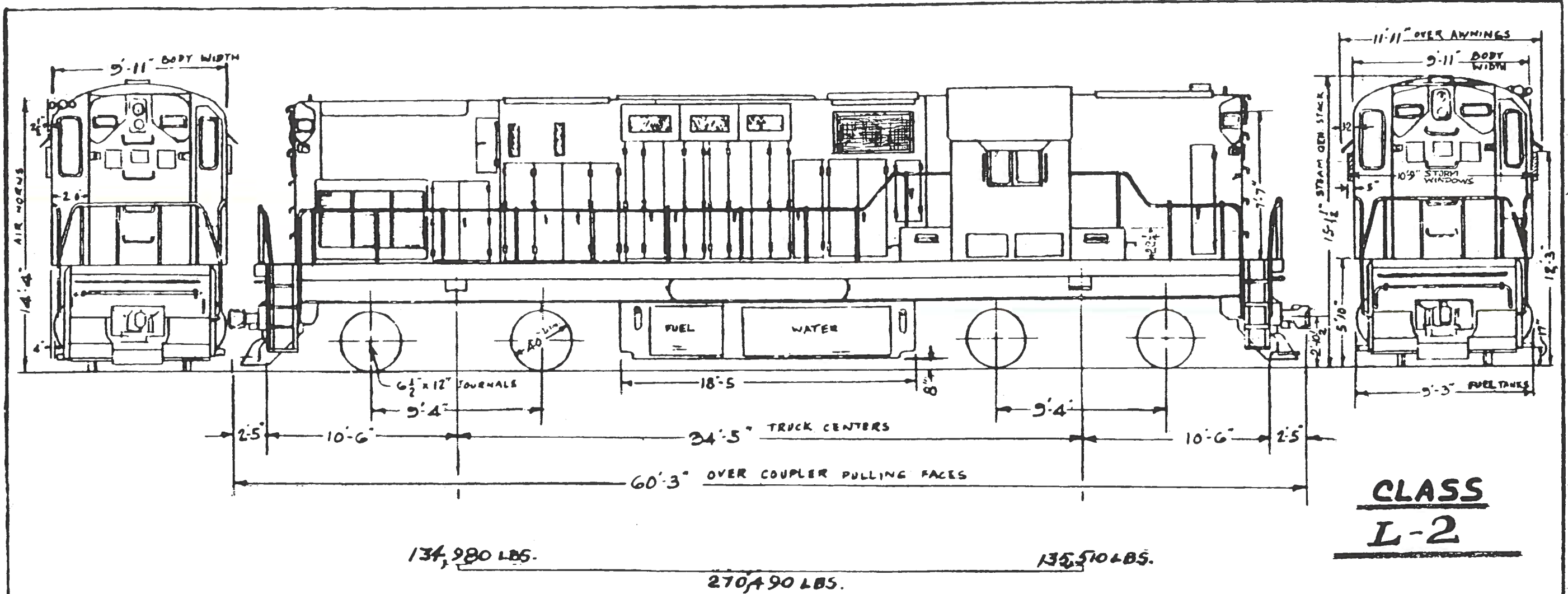
# CLASS E-15



TOTAL LOADED WEIGHT ON RAILS  
248,000 LBS. (APPROX.)

## GENERAL DATA

TYPE OF SERVICE: MULTI-PURPOSE	COOLING WATER: 230 GALS.	SAND CAP. HOOD END: 15 CU. FT.	FIRE EXTINGUISHERS: TWO #30 ANSUL (ONE IN CAB AND ONE IN ENGINE COMPARTMENT)
CLASS OF LOCO.: E-15	OIL PAN CAPACITY: 165 GALS.	BEARINGS: HYATT JEM ROLLER	MIN. RAD. OF CURVE: 54° OR 110' RAD CURVE.
LOCOMOTIVE NO'S.: 150 TO 172	HORSEPOWER: 1500	WHEEL DIAMETER: 40" GRA WROUGHT ST.	COUPLED COUPLER SWING: 51° OR 115' R
SERIES NO'S.: 766043-1 THRU 766043-23	ENGINE TYPE: 645	SIDE BEARINGS: FRICTION TYPE	COUPLED TO 50' CAR, COUPLER SWING IS LIMITED TO 29° OR 200' R SNOW PLOW
BUILDERS MODEL: MP 15 (AC)	MOTOR TYPE: D77E	ALTERNATOR: EMD 200 V. 3 PHASE	
YEAR BUILT: 1977	MAIN ALTERNATOR: ARI 10	AIR HORN: NATHAN WH-5405-6 MODEL P5A	
BUILDER: E.M.D. GEN. MOTORS	AUTOMATIC SPEED CONTROL: WABCO TAPERCT TYPE EL	BATTERIES: GENERAL 4 HR-2500	
NO. OF DRIVERS: 4 PAIRS	TYPE OF AIR BRAKE: 26L WITH "F" CONTROL VALVE	WATER COOLER: PRIME PM 5LB REFRIGERATOR	
GEAR RATIO: 59:18	AIR COMPRESSOR: WBO 3 CYL. WATER COOLED	CAB HEAT: ELECTRIC	
FUEL CAP.: 1400 GALS.	COUPLER: TYPE E	RADIO: MOTOROLA "MICOR" 4 CHANNEL	
FUEL GAUGE: ROCHESTER DIAL TYPE - ENGR. SIDE ONLY	SAND CAP. CAB END: 15 CU. FT.		
DRAFT GEAR: MS 485-6A			



**CLASS**  
**L-2**

EQUIPPED WITH SNOW FLOWERS

BUILDERS MODEL No. C-420

~ GENERAL DATA ~

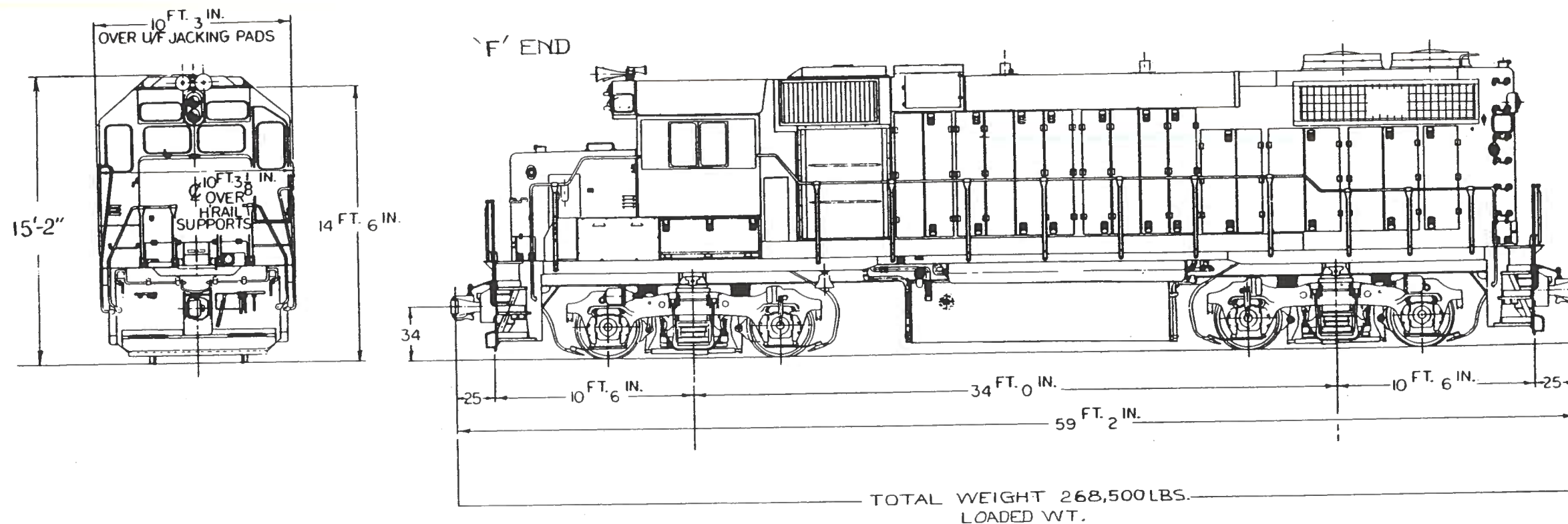
TYPE OF SERVICE - GENERAL PURPOSE	MAKE & TYPE OF HAND BRAKE - PEACOCK LEVER TYPE	HORSEPOWER - 2000	WT. OF TRUCK - 38,900 LBS.
CLASS OF LOCOMOTIVE -	MAKE & TYPE OF JOURNAL BEARING - TIMKEN ROLLER	ENGINE GOVERNOR - WOODWARD PG	TURBO SUPER CHARGER MODEL - 520
LOCOMOTIVE NUMBERS - 222 - 229	DRAFT GEAR - N M & S C. N° M-381 RUBBER	TOTAL WEIGHT PER ENG - 32,300 LBS.	MAKE & TYPE GENERATOR - GE-6T581
BUILDER & DATE BUILT - ALCO 1968	COUPLER - TYPE - AAR TYPE "E"	GEAR RATIO - 24:79	T/E, CONTINUOUS RATING - 45,580 LBS.
MIN RADIUS OF CURVE - LOCO ONLY 39' (147')	AUTO SPEED CONTROL - YES U.S.S.CO.	N° ENG. WATER RAD UNITS - (1)	@ 12.8 MPH
MIN RADIUS OF CURVE - LOCO COUPLED 30' (191')	FIRE EXTINGUISHER - 2 KIDDE 20 LBS.	RADIATOR FAN DRIVE - EDDY CURRENT CLUTCH	
MAKE & TYPE OF TRACTION MOTORS - GE 752E(A)	FUEL OIL CAPY GALS - 2900 GALS.	N° ENG. OIL HEAT EXCHANGERS - (1)	
TRACTION MOTOR BLOWER - MECHANICAL	LUBE OIL CAPY GALS - 240 GALS.	MAKE & TYPE AIR COMP - WABCO-3CDCL	
SPEED - MPH. CONT. RATING	ENG COOLING WATER CAPY - 193 GALS.	MAKE & TYPE OF AUXILIARY GEN. - GE-GY-27	
AMP. HR. CAPY - 8 HR. RATE 420	* MAKE & TYPE STEAM GEN. VAPOR - 21-OK4635	MAKE & TYPE OF TRUCKS: ALCO H1-AD	
MU CONTROL - YES	STEAM GEN. HEATING WATER CAPY - 1800 GALS.	No. SAND BOXES - 2	
TRANSITION - AUTOMATIC - YES	STEAM GEN CAPY. °/HR - 3500	SAND BOX CAPY - 48 CU. FT.	
MAKE & TYPE OF BATTERY - EXIDE MS-420 KW	MAKE & MODEL OF DIESEL ENG: ALCO 251C-12	TRACTIVE EFFORT 2570 (67,200 LBS)	
MAKE & SCHEDULE AIR BRAKE - WABCO-26L	ENGINE RPM. 400-1025	SANDERS - MAKE & TYPE - SALEM 277-2	
WT. OF TRACTION MOTOR - 7505 LBS	N° & SIZE OF CYL. PER ENG. - 12-9X10 1/2	MAX. ALLOWABLE SPEED - 84	

\* BEING REMOVED



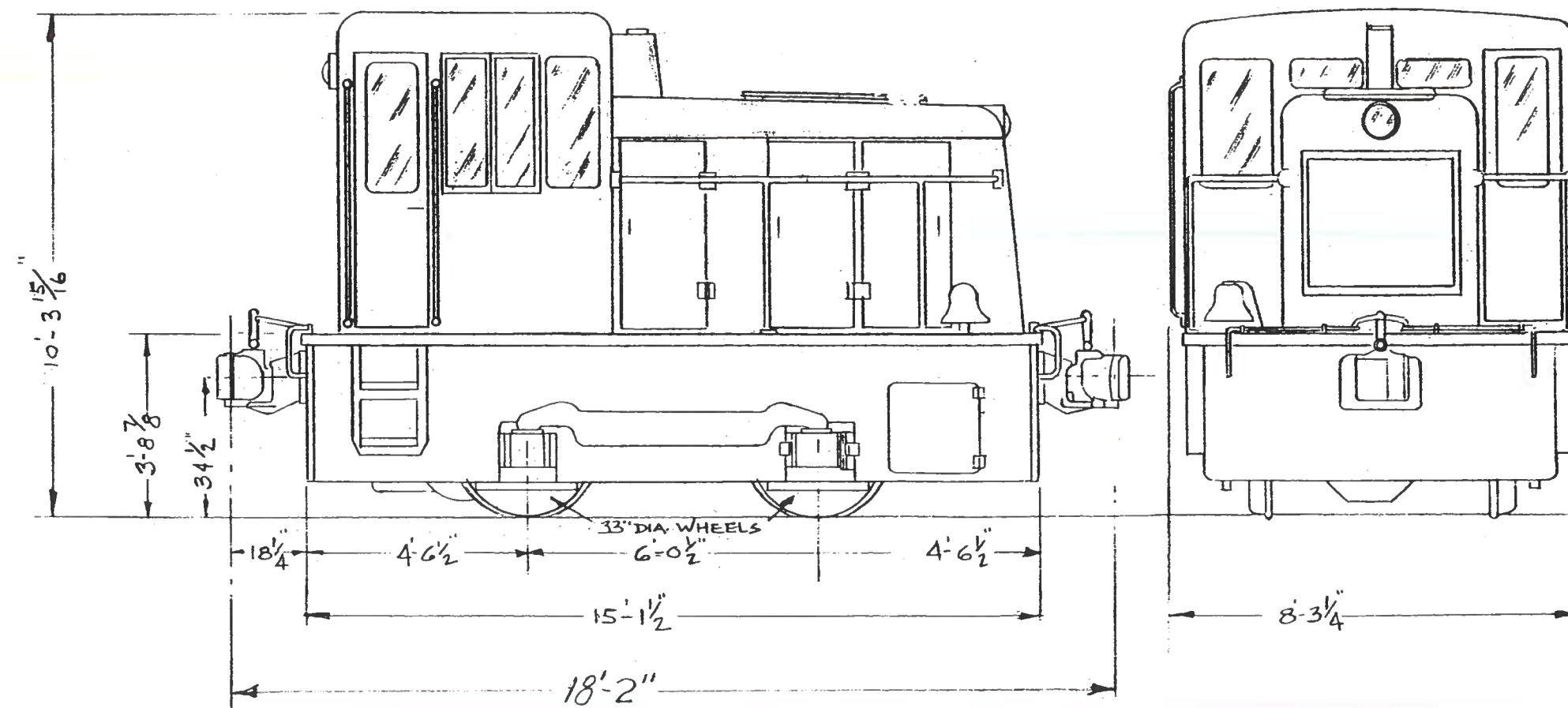
## CLASS E-20

No's. 250 - 277



## GENERAL DATA

TYPE OF SERVICE: GENERAL PURPOSE	No. & SIZE OF CYL: Y16 9 $\frac{1}{16}$ " X 10"	LOCO. NUMBERS: 250 TO 271	* No's. 250 TO 271 BUILT 1976
CLASS OF LOCOMOTIVE: E-20	HORSE POWER: 2000	WEIGHT: 268,500 LBS.	No's 272 TO 277 BUILT 1977
BUILDER: E.M.D. GEN. MOTORS CORP.	ENGINE GOVERNOR: ELECT.-HYDRAULIC	SPEED CONTROL: US&S 7 INDICATION	
YEAR BUILT: 1976 & 1977*	TURBOCHARGER: ROTARY BLOWER	MAXIMUM SPEED: 82 MPH	
FORMER OWNER: NEW	MAIN GENERATOR: AR 10E1	TRACTIVE EFFORT: 44,000 LBS	
MIN. RADIUS CURVE COUPLED: 240 (24°)	AUX. ALTERNATOR: D-14	DYNAMIC BRAKES: NONE	
MIN. RADIUS CURVE LOCO. ONLY: 140 (42°)	TRACTION MOTOR: D 77E	LOCOMOTIVE TYPE: B-B 0440	
TYPE JOURNAL BEARING: HYATT ROLLER 6 $\frac{1}{2}$ "-12"	GEAR RATIO: 59:18	SAND CAP'Y. 56 CU. FT.	
COUPLER: TYPE "E"	BATTERY: 32 CELL 64V, 420AMP	RADIO EQUIP. - MOTOROLA MOD.# R43RTH 3190 SP04	
FUEL OIL CAP: 3000 GALS.	M.U. CONTROLS - YES	ENGINE COOLING WATER - 240 GALS.	
LUBE OIL CAP: 243 GALS.	AIR BRAKE SCHEDULE: 26 L	DRAFT GEAR - NAT. CAST. NC-391	
STEAM GENERATOR: NONE	AIR COMPRESSOR: GARDNER DENVER "WB"	JOURNALS - HYATT ROLLER 6- $\frac{1}{2}$ "	
ENGINE TYPE - GM 16 CYL. 645E	WHEEL DIA. - 40"	No. OF FIRE EXTINGUISHERS - 2	
ENGINE RPM: 315 IDLE 900 MAX.	ENG. OVERSPEED TRIP OUT: 990-1005		



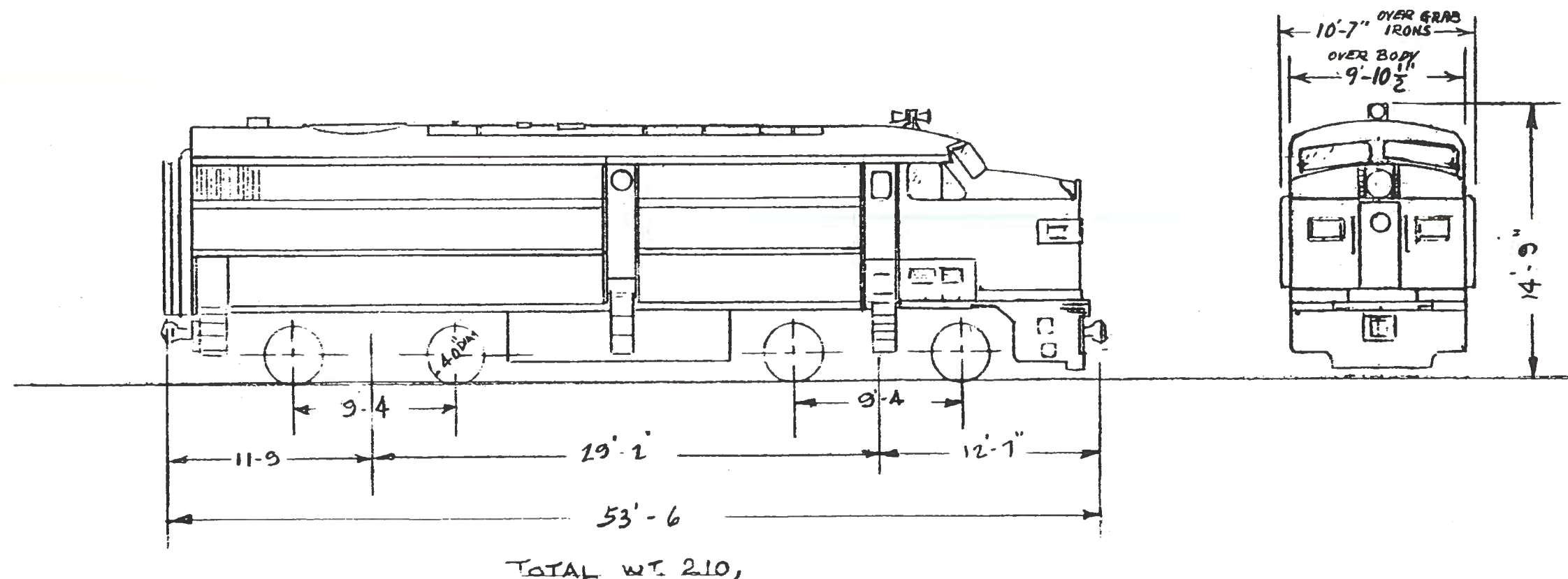
TOTAL WT- 51,000 LBS. WORKING ORDER

~GENERAL DATA~

TYPE OF SERVICE SWITCHING		HORSEPOWER	150	MAKE & TYPE AIR COMP	GARDNER DENVER } ACM
CLASS OF LOCOMOTIVE	GS-1 25TON (G.E.)	TYPE OF JOURNAL BEARING	- TIMKEN	ENGINE GOVERNOR	MECHANICAL
LOCOMOTIVE NUMBER	398 to 399	DRAFT GEARS		TOTAL WEIGHT PER ENGINE	
BUILDER & DATE BUILT	1958	COUPLERS - TYPE		TURBOSUPERCHARGER	
MIN. RADIUS OF CURVE LOCO ONLY	40'-0"	Nº & CAP. OF SAND BOXES	1 - 6 CU. FT	Nº ENG. WATER RAD. UNITS	- ONE
MIN RADIUS OF CURVE LOCO. COUPLED		SANDERS MAKE & TYPE		RADIATOR FAN DRIVE	
TRACTION EFFORT 30% ADH.	15,000 LBS.	FUEL OIL CAP. GALS.	75 GALS.	Nº ENG. HEAT EXCHANGERS	
TE. CONTINUOUS RATING		LUBE OIL CAP. GALS.	5 GALS.	MAKE & TYPE OF MAIN GEN.	GE. GT-1519-A1
SPEED MPH. CONT. RATING		ENG. COOLING WATER CAP. GALS.	14 GALS.	MAKE & TYPE OF AUXILIARY GEN.	LEECE NEVILLE 2023
SPEED MPH. MAX. ALLOWABLE	- 20 MPH.	MAKE & TYPE STEAM GEN		MAKE TYPE & Nº OF TRACT MOTORS	GE. 763 A1
MV CONTROL	NONE	STEAM GEN HEATING WATER CAP. GALS		GEAR RATIO	19.9/1
TRANSITION		STEAM GEN. CAP. LBS/HR			
MAKE & TYPE OF TRUCKS	- NONE 0-4-0(B)	MAKE & MODEL OF DIESEL ENG.	1 - CUMMINS HBI 600	MAKE & TYPE OF BATTERY	EXIDE
WEIGHT OF TRUCK (4 WHEEL)	NONE	ENGINE RPM	1800	AMP HR. CAP - 8 HR. RATE	
WEIGHT OF TRUCK (6 WHEEL)	NONE	Nº & SIZE OF CYL PER ENG	6 CYL. 4 7/8" X 6"	MAKE & SCHEDULE AIR BRAKE	WAB. STRAIGHT

# PC-6

## PUSH PULL POWER UNIT



### DATA

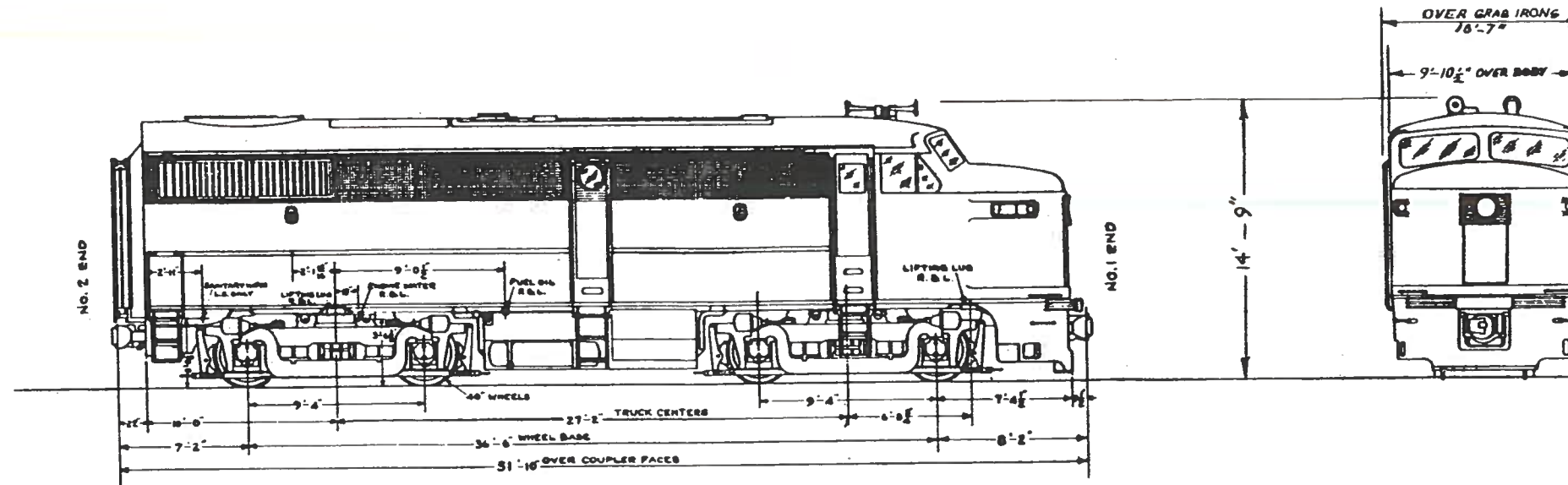
Type of Service: Push-Pull	Horsepower: 1600
Class of Locos: PC-6	Eng. Governor: G.E.
Power Unit Nos.: 600 to 610	Total Wt. of Engine: 31,350 lbs.
Builder: Alco	No. Eng. Water Rad. Units: 4
M.U. Control: Yes	Rad. Fan Drive-Eddy Current Clutch
Wt. of Trucks:	Main Gen: GE 581
Journal Bearing Roller: 6 1/2 x 12	Aux. Gen: GE5G127A3
Draft Gear: M-380	Battery: Exide
Coupler: "E"	Amp. Hr. Cap. 8 Hr. Rate: 426
Sanders: None	Air Brake: 24RL
Fuel Oil Cap. Gals: 1,200	Air Compressor: WAB 3-CDC
Lube Oil Cap. Gals: 200	Auto. Speed Control: USS-7 Aspect
Diesel Eng: 244	Former Class: FA-2
Cylinder/Engine: 12 cyl. 9"-10 1/2"	
Eng. Cooling Water Gals: 250	

NOTE: These units generate constant voltage at 650V for use in powering the push-pull cars. There are no propulsion traction motors. They also contain an operating station for push-pull.



# PC-6

## PUSH-PULL POWER UNIT



TOTAL WEIGHT 208,000

### DATA

TYPE OF SERVICE: PUSH-PULL	AIR COMPRESSOR: IDLE SPEED CAP. 107 CFM	NOTE: THESE UNITS GENERATE CONSTANT VOLTAGE AT 650 V. FOR USE IN POWERING THE PUSH-PULL CARS. THERE ARE NO PROPULSION TRACTION MOTORS. THEY ALSO CONTAIN AN OPERATING STATION FOR PUSH-PULL.
POWER UNIT No's.: 611 TO 618	AIR BRAKES: WAB 24 RL	
BUILDER & YEAR: AMERICAN LOCO. CO. 1947-1949	FOUNDATION BRAKES: AMERICAN BRAKE DIV.	
M.I.U. CONTROLS: YES - SANDERS: NONE	BRAKE CYL.: 8-10" X 8" WAB TYPE UAH	
JOURNAL BEARING ROLLER: 6 1/2 X 12	HAND BRAKE: NATIONAL-PEACOCK 1040 N/S	
MIN. CURVATURE: 21° - FUEL CAPACITY: 1200 GALS.	TRUCKS: 4 WHEEL-EQUALIZED	
LUBRICATING OIL: DIESEL ENGINE 200 GALS.	JOURNAL BEARINGS: 6 - TIMKEN ROLLER	
COOLING WATER: DIESEL ENGINE 250 GALS.	RADIATOR FAN: G.E. 72" APHONIC, EDDY CUR. CLUTCH	
DIESEL ENGINE MAKE: ALCO SERIES 244 V TYPE	DRAFT GEAR: NAT'L. MALL RUBBER TYPE M-385 / M380	
DIESEL ENGINE TYPE: 4 STROKE CYCLE-TURBO SUP.-CHARGE	COUPLER: TYPE 'E'	
NO. OF CYLINDERS: TWELVE SIZE 9" X 10 1/2"	HORNS: 2 WABCO E-2	
HORSE POWER: 1500 H.P. AT 1000 R.P.M.	HEAD LIGHTS: PN 32 V. 250 W. MED. PREFOCUS	
MAIN GEN., MAKE & TYPE: G.E. GT-564	OPERATING CAB HEATING: ENGINE COOLING WATER	
AUX. GEN., MAKE & TYPE: G.E. GY-27	FIRE EXTINGUISHER: TWO 30 LBS.	
EXCITERS, MAKE & TYPE: G.E. AM-80B	TOTAL ENGINE WEIGHT: 31,350 LBS.	
AIR COMPRESSOR, MAKE & TYPE: WABCO 3-CDB	BATTERY: 280 AMP. HOUR	
AIR COMPRESSOR CAP.: FULL SPEED 306 CFM	FORMER CLASS: FA-1	